

More on market overview...

Urinary incontinence (any involuntary leakage of urine) is a significant health problem in the United States and worldwide. It has a considerable social and economic impact on individuals and society. When discussing the epidemiology and impact of incontinence, it is important to distinguish it between prevalence and incidence.

Prevalence is the probability of having a disease or condition, in this case incontinence, within a defined population at a defined point in time. For example, prevalence would be the number of 60-year-old women in the United States in the year 2001 experiencing the symptom of incontinence.

Incidence, on the other hand, is the probability of developing a disease or condition during a defined period of time. Thus, the percentage of continent women in 2001 that will develop incontinence over the next year would define the incidence of incontinence over a 1-year period.

• Incontinence in Women

A 1995 review on the prevalence of incontinence in the general population summarized 11 studies conducted with a mixed population of females of various ages and a variety of causes of incontinence. Figure 1 shows that the prevalence is relatively low early in life, has a peak around the time of menopause, and then rises steadily between the ages of 60 and 80 years. The prevalence of 10% in 15-19-year-olds and 18% in 20-24-year-olds seems a bit high when one considers the number of young women who actually seek treatment for incontinence. This may be a result of including a large number of young women with "insignificant" or non-bothersome incontinence in the survey. (National Institutes of Health)

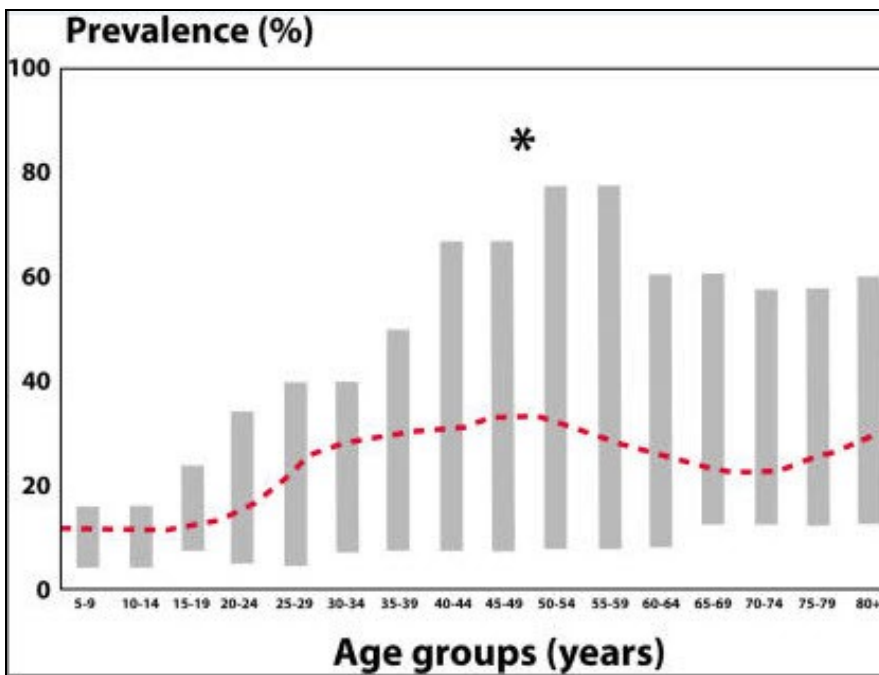


Figure 1

Prevalence of incontinence in general population of females reported in 13 different studies. Young adult, 20% to 30%; Middle age, 30% to 40%; Elderly, 30% to 50%. Reprinted from Sandvik, with permission.

Many studies have looked at the relative prevalence of stress, urge, and mixed incontinence in specific populations. The overall prevalence of stress incontinence and mixed incontinence (stress and urge incontinence) is quite high, whereas the overall percentage of urge incontinence is lower. When looking at such data, it is important to consider that although a majority of patients have the symptom of stress incontinence, urge incontinence (including lesser degrees of urge incontinence), tends to be considerably more bothersome than similar degrees of stress incontinence.

• Incontinence in Men

The prevalence of incontinence in men of all ages is certainly lower than that for women. Large studies have indicated that there is a 3% to 11% overall prevalence rate of incontinence in the male population with urge incontinence being the prominent symptom reported in 40% to 80% of patients. Next, mixed incontinence is the most prevalent at 10% to 30%, whereas isolated stress incontinence accounts for less than 10% of incontinence in male patients. Stress incontinence in men is rare unless the patient has undergone some type of prostate surgery or has suffered neurological injury or trauma. Incontinence in men increases with age and appears to rise more steadily than it does in women. That is, there are no spikes in prevalence similar to those that occur for women around menopause. However, the estimates for severe incontinence in men in their 70's and 80's is still only about half of that in women. A major consideration in the incontinent male patient, especially with urge incontinence, is the potential contribution of bladder outlet obstruction to bladder over activity. Many men suffering from bladder over activity will also have bladder outlet obstruction. Such a situation can affect therapeutic options for patients.

Contents

- 1 Habitual Patterns
- 2 Market Analysis
- 3 Government Policy
- 4 Ureteral Stent Pricing

Habitual Patterns

Before analyzing the habitual and behavioral patterns that lead to implantation of a ureteral stent we must understand what all medical conditions require a stent. There are a variety of reasons why a stent has been placed.

- For patients with stone surgery, the stent allows passage of residual fragments without blocking the ureter.
- Patients who have had ureteroscopy (a look up the ureter) have a stent placed to allow the ureter to remain open while the normal postoperative swelling of the ureter resolves.
- Patients who have had any form of surgery on the ureter have a stent placed to allow healing of the ureter in the proper open fashion.

Prominent medical problems which may necessitate ureteral stent

- Kidney stone - [Inhibitors of stone formation](#), [Calcium](#) ,[Role of dietary animal protein](#) and [Other factors](#)(Alcohol, vitamin supplements, temperature, space travel etc)

Source [Source](#)

- Urinary Tract Infection (UTI) and Diabetes

Urinary Tract Infection, (UTI) is a common ailment and can affect people of all ages, sex, and from all cultures. However, there are certain groups of people that are more prone to UTI than others. Women, for example, for reasons yet to be firmly established, carry a greater risk of UTI. Diabetic patients too fall under this category. Going further, pregnant women with diabetes are probably amongst the most vulnerable to UTI. [UTI and diabetes complete article](#)

- Diabetes include- [Alcohol Consumption](#) and [Smoking](#)
- Other prominent reasons like prostate cancers and tumours, narrowing of the ureter, scarring of the ureter wall etc do not directly relate to any behavioral or habitual patterns. Though genes and hereditary increase the probability of these.

Ureteral stents are used to ensure the patency of a [ureter](#), which may be compromised, for example, by a [kidney stone](#). This method is sometimes used as a temporary measure, to prevent damage to a blocked kidney, until a procedure to remove the stone can be performed. Following are the statistics from the national institute of diabetes and digestive and kidney diseases showing the prevalence and incidence rate of urinary incontinence which might result from any of these primary diseases: ([Source](#))

? Diabetes

? Hypertension

? Glomerulonephritis

? Cystic kidney

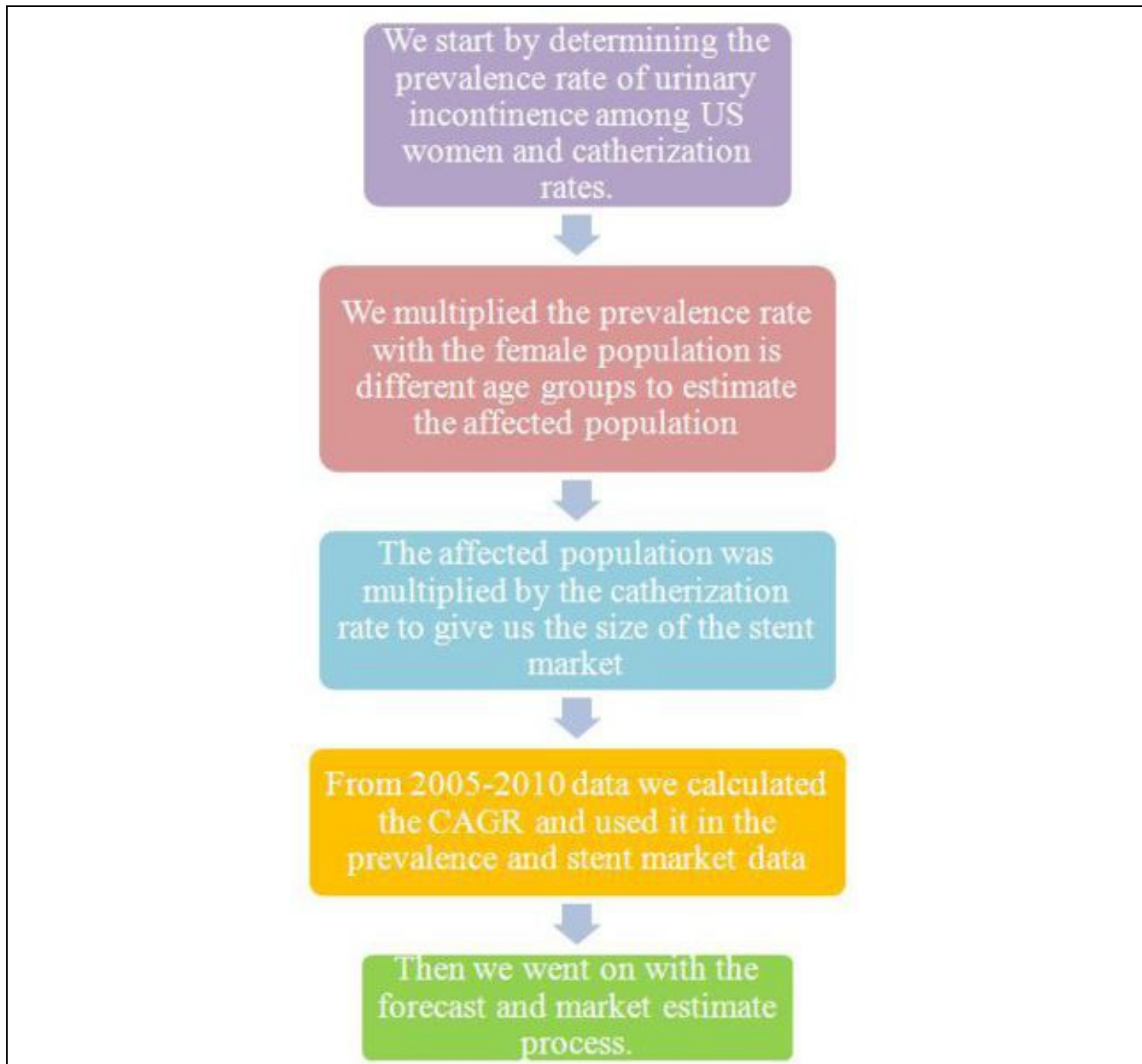
? Urologic disease

? All other

Market Analysis

Market for ureteral stent can be analyzed by estimating market for each of Ureteral Stent's fundamental use. Other uses of Ureteral Stent include Post-surgical swelling/infection of uterus, Active kidney infection etc.

Methodology



Kidney Stones Market There are four main types of treatments available for curing kidney stones based on type of Kidney Stone, listed as follows

Sr. No.	Treatment	Indications	Requirement of Ureteral Stent	% of cases in general
1	Lithotripsy	Radiolucent calculi, Renal stones <2 cm, Ureteral stones <1 cm	No	49.07%*
2	Ureterscopy	Ureteral stones	Yes	15.48%*
3	Ureterorenoscopy	Renal stones <2 cm	Yes	0.47%*
4	Percutaneous nephrolithotomy	Renal stones >2 cm, Proximal ureteral stones >1 cm	No	34.98%*

*Dolcera Estimate 2011

As seen in table ureteral stent is required for Ureterscopy and Ureterorenoscopy which together constitute for around 16% of Kidney stone cases.

Total Number of Kidney Stone Cases in US in 2006: 166,000

Approximate Stents required in 2006 = $166,000 \times 0.16 = 26560$

Kidney Transplant Market Every kidney transplant operation required ureteral stent to be placed in Patient's body for few days till newly placed kidney adapts to Patient's body

Total No. of Kidney Transplants done in United States in 2007 are approx. 17,513

Total Market for Ureteral Stents in 2007 is 17,513

Year	No. of Kidney Transplants
2007	17,513
2006	18,056
2005	17,443
2000	14,611
1995	12,160
1990	10,029
1985	7,504
1980	3,785

Urinary Incontinence Market Inpatient hospital stays:The estimated number of hospital admissions among adults ages 18 or older with urinary incontinence listed as a diagnosis:

(2000): 47,802 hospital stays (1,332 men; 46,470 women)

Prevalence of Urinary Incontinence in US (Women)	
Age (in years)	Population with Urinary Incontinence (in %)
30-39	28
40-49	41
50-59	48
60-69	51
70-79	55
? 80	54

Estimated cases for ureteral stents in US, 2010					
Age groups	A) Female population (Million)	B) Prevalence rate in female (%)	C=A*B Affected population (Million)	D) Catheterization rate (%)	E=C*D Stent market based on catheterization
30-39	20.10	28	5.62	0.043	2420.42
40-49	21.99	41	9.01	0.123	11092.83
50-59	21.50	48	10.32	0.124	12800.37
60-69	15.32	51	7.81	0.160	12503.68
70-79	9.16	55	5.04	0.172	8674.44
? 80	7.15	54	3.86	0.044	1699.48
Total	95.25		41.69		

- **Catheterization rate** depicts the actual number of people going in for ureteral stents.
- Prevalence rate in US women is growing at a CAGR of 1.26%

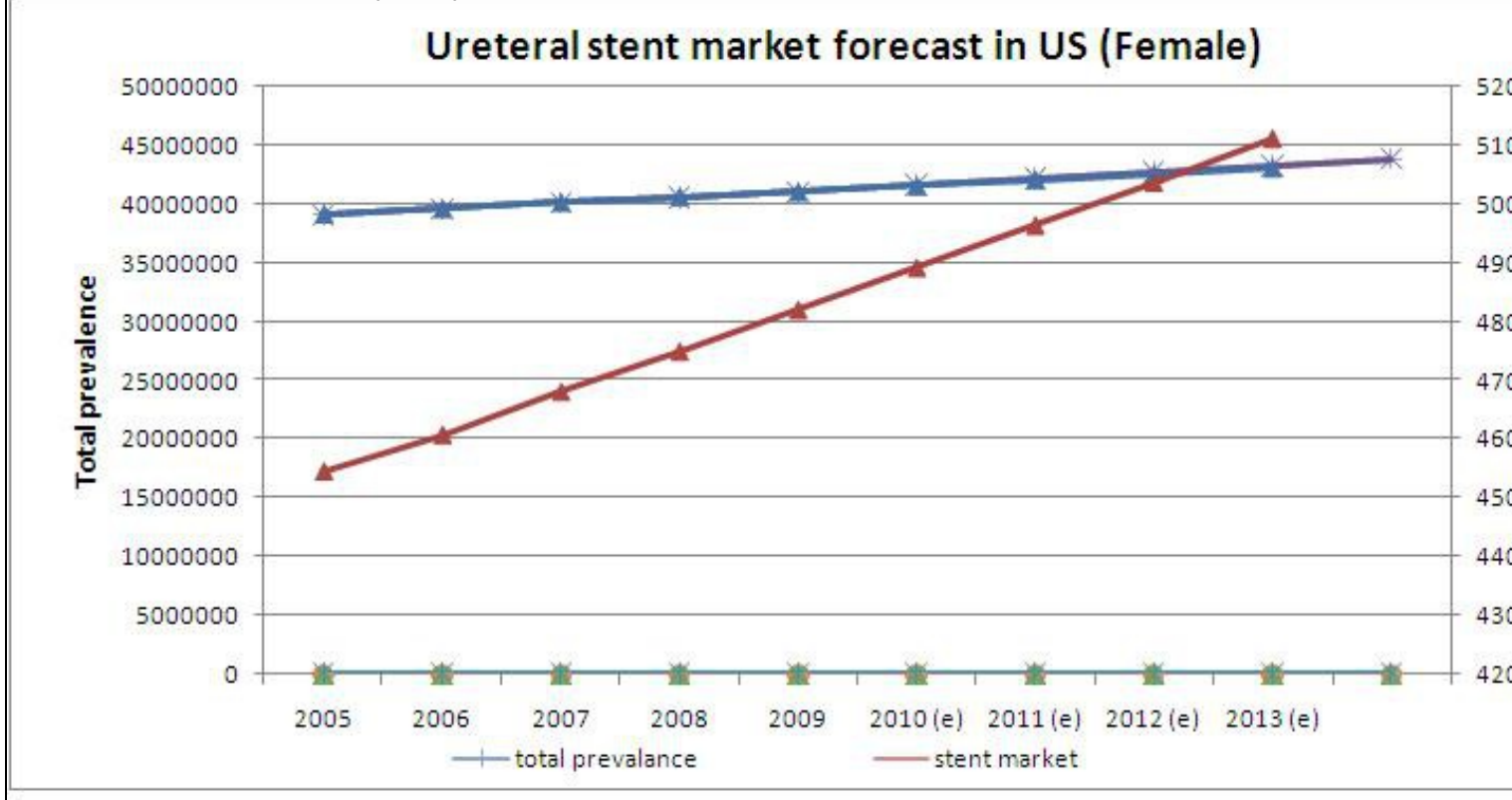
Assuming that each admission in hospital required one ureteral stent, market from Urinary Incontinence is around 47,802 stents per year

Total Market for Ureteral Stent Following table displays approximate stent market per year

Category	No. of Stents Required
Stent Market for Kidney Stones	26560
Stent Market for Kidney Transplant	17513
Stent Market for Urinary Incontinence	47802
Total	91875

- Ureteral stent market is growing at a CAGR of 1.58%

Ureteral stent market forecast in US (women)



[Detailed calculation workbook](#)

Government Policy

Medicare carriers may issue local coverage decisions (LCDs) listing criteria that must be met prior to coverage.

Physicians are urged to review these policies [1], and are encouraged to contact their local carrier medical director or commercial insurers to determine if a procedure is covered.

The coding covers the following -

- Placement
- Removal
- Imaging
- Outpatient hospital
- Inpatient hospital

[Click here](#) for coding details and payment.

Ureteral Stent Pricing

Boston Scientific and Cook INC

Manufacturer	Stent	Price (in USD)
Boston Scientific	Percuflex Plus Ureteral Stent	16.99-24.99
Boston Scientific	Polaris Ureteral Stent	24.99
Boston Scientific	Polaris Ultra Ureteral Stent	16.99-24.99
Cook INC	Ureteral Stent Set	19.99
Cook INC	Resonance Metallic Ureteral Stent and Introducer	179.99-224.99

Source: [medsurplusonline](#)

* Most of the products apart from speciality products of both the companies have the same name and price.

There is just a slight modification in the stent which can be found out on the website given above according to the item number.

Paid report ([medtechinsight](#) and [lifescienceintelligence](#)) on pricing and ordering information.

Ureteral Stent Substitutes

Ureteral Stents are not very expensive so the primary reason to seek alternatives arise out of the disadvantages of using a ureteral stent.

About 50% of patients will have some type of side-effect associated with their stent. It is not possible to predict who will have stent-associated difficulties or when the stent symptoms will resolve. Some patients have stent symptoms for just a few days, while others find their symptoms persist throughout their entire stent duration.

Main article- [Ureteral stent difficulties](#)

It may be reasonable not to leave a ureteral stent if obstruction is likely to be transient. Your surgeon decides at the time of the procedure whether or not your circumstance warrants ?stent free.? Occasionally, it may be possible to place a tube externally that drains the kidney. This tube is placed directly through the skin, through the kidney, and into the urinary space, called a [nephrostomy](#) tube. This is placed under ultrasound or fluoroscopic Xray guidance. As the tube remains outside the body, it is slightly more inconvenient, has higher infection rates, and can sometimes get pulled out by accident. The advantage of a nephrostomy tube is better drainage, ability to place contrast into the kidney to evaluate for obstruction or leakage, and removal that does not require a [cystoscopic](#) procedure.

Cost analysis of different treatments

Treatment/Procedure	Cost (In USD)
Ureteral Stent implant	1500-2500
Laser lithotripsy	5000-7000
Urine alkalization	Cost comparison (Drug based)
Allopurinol	Drug wise prices
Extracorporeal shock wave lithotripsy	Not available
Alpha Blockers	Not available

Source - [medsolution](#)