

Tight Gas Fracturing Technology and Patent Report

Contents

- 1 Background
 - ◆ 1.1 Introduction
 - ◇ 1.1.1 Global Natural Gas Demand
 - ◇ 1.1.2 Natural Gas Distribution
 - ◆ 1.2 Tight Gas
 - ◇ 1.2.1 Conventional and Unconventional Reservoirs
 - ◇ 1.2.2 Properties of Tight Gas
 - ◇ 1.2.3 Map of unconventional reserves (Shale,Tight,Coalbed methane) in the world
 - ◇ 1.2.4 Distribution of Tight Gas across the world
 - ◇ 1.2.5 Recovery of Tight Gas
 - ◇ 1.2.6 Challenges for Tight Gas Recovery
 - ◇ 1.2.7 Taxonomy for various technical challenges in tight gas recovery
- 2 Methodology for Patent Search
 - ◆ 2.1 Process-flow for patent analysis
 - ◇ 2.1.1 Insights from patent analysis
 - 2.1.1.1 Top Assignees and Inventors
 - ◇ 2.1.2 IP Activity
 - 2.1.2.1 Geographical Distribution of patents
 - ◆ 2.2 Technology and Scientific Information Search Strategy
- 3 Taxonomy for patent analysis for tight gas recovery
- 4 Stimulation Techniques
 - ◆ 4.1 Graphical representation of Assignee vs Stimulation techniques
 - ◆ 4.2 Hydraulic Fracturing
 - ◇ 4.2.1 Graphical Representation of Assignee's holding patents of Hydraulic fracturing
 - ◇ 4.2.2 Halliburton
 - ◇ 4.2.3 Schlumberger
 - ◇ 4.2.4 Information from the Article
 - ◇ 4.2.5 Summary of Hydraulic fracturing
 - ◆ 4.3 Multi Stage Fracturing
 - ◇ 4.3.1 Schlumberger
 - ◇ 4.3.2 Information from the Articles
 - ◇ 4.3.3 Summary of Multi Stage Fracturing
 - ◆ 4.4 Slickwater Fracturing
 - ◇ 4.4.1 Graphical representation of Assignee's holding patents of Slickwater fracturing
 - ◇ 4.4.2 Baker Hughes
 - ◇ 4.4.3 Information from the Articles
 - ◇ 4.4.4 Summary of Slickwater fracturing
 - ◆ 4.5 Acid Fracturing
 - ◇ 4.5.1 Graphical representation of Assignee's holding patents of Acid fracturing
 - ◇ 4.5.2 Schlumberger
 - ◇ 4.5.3 Information from the Articles
 - ◇ 4.5.4 Summary of Acid fracturing
 - ◆ 4.6 Carbon dioxide Fracturing
 - ◇ 4.6.1 Schlumberger
 - ◇ 4.6.2 Summary of Carbon dioxide Fracturing
 - ◆ 4.7 Foam Fracturing
 - ◇ 4.7.1 Graphical representation of assignee's holding patents of foam fracturing
 - ◇ 4.7.2 Halliburton
 - ◇ 4.7.3 Information from the Articles
 - ◇ 4.7.4 Summary of Foam Fracturing
 - ◆ 4.8 Explosive Fracturing
 - ◇ 4.8.1 ExxonMobil
 - ◇ 4.8.2 Information from the Articles
 - ◇ 4.8.3 Summary of Explosive Fracturing
 - ◆ 4.9 Sleeve fracturing
 - ◇ 4.9.1 Coiled Tubing Specialties
 - ◇ 4.9.2 Information from the Articles
 - ◇ 4.9.3 Summary of Sleeve Fracturing
 - ◆ 4.10 Hydrocarbon recovery by using biogenic materials combined with Pneumatic fracturing
 - ◇ 4.10.1 Groundwater Services Inc.
 - ◇ 4.10.2 Information from the Article
 - ◇ 4.10.3 Summary of Hydrocarbon recovery by using biogenic materials combined with Pneumatic fracturing
 - ◆ 4.11 Chemical reaction induced pressure pulses fracturing
 - ◇ 4.11.1 Univ Louisiana State
 - ◆ 4.12 Propellant Fracturing
 - ◆ 4.13 High pressure & high temperature (HPHT) fracturing
- 5 Fracturing Fluids and Additives used
 - ◆ 5.1 Graphical representation of Fracturing fluids used for corresponding stimulation methods
 - ◆ 5.2 Proppant
 - ◇ 5.2.1 Graphical representation of Additives used for corresponding stimulation techniques
 - ◆ 5.3 Acid
 - ◆ 5.4 Biocides
 - ◆ 5.5 Breaker
 - ◆ 5.6 Corrosion inhibitor
 - ◆ 5.7 Crosslinker
 - ◆ 5.8 Friction Reducers
 - ◆ 5.9 Gel
 - ◆ 5.10 Viscosifiers
 - ◆ 5.11 Clay stabilizer
 - ◆ 5.12 Surfactant
 - ◆ 5.13 Iron control
 - ◆ 5.14 pH adjusting agent
 - ◆ 5.15 Scale inhibitor
 - ◆ 5.16 Fibrous material
 - ◆ 5.17 Solvents
 - ◆ 5.18 Salts

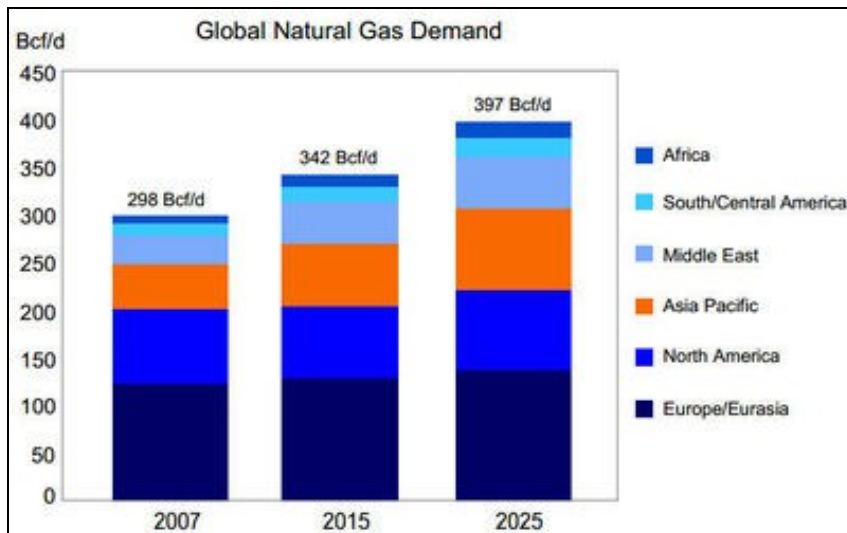
- ◆ 5.19 Emulsions
 - ◇ 5.19.1 Graphical representation of Additives used for corresponding Fracturing fluids
- ◆ 5.20 Miscellaneous compounds
- ◆ 5.21 Trade names additives used for fracturing fluids
- 6 Heat Treatment
 - ◆ 6.1 Heat treatment of wells
 - ◇ 6.1.1 Graphical representation of assignee's holding patents of Thermal fracturing
 - ◇ 6.1.2 ExxonMobil
 - ◇ 6.1.3 Summary of Heating treatment
- 7 Challenges in Tight Gas
 - ◆ 7.1 Water blocking/damage problem
 - ◇ 7.1.1 3M/Univ Of Texas
 - ◇ 7.1.2 Information from the Article
 - ◇ 7.1.3 Summary of Water damage
 - ◆ 7.2 Fracturing Fluid
 - ◇ 7.2.1 Schlumberger
 - ◇ 7.2.2 Information from the Articles
 - ◇ 7.2.3 Summary of Fracturing Fluid
 - ◆ 7.3 Proppant
 - ◇ 7.3.1 Schlumberger
 - ◇ 7.3.2 Information from the Articles
 - ◇ 7.3.3 Summary of Proppant challenges
 - ◆ 7.4 Geology
 - ◇ 7.4.1 Halliburton
 - ◇ 7.4.2 Information from the Articles
 - ◇ 7.4.3 Summary of Geology damage
 - ◆ 7.5 Environmental impact
 - ◇ 7.5.1 Baker Hughes
 - ◆ 7.6 Fracturing
 - ◇ 7.6.1 Hydraulic Fracturing
 - 7.6.1.1 ExxonMobil
 - ◇ 7.6.2 Explosive Fracturing
 - 7.6.2.1 Gas Technology Inst
 - ◇ 7.6.3 Summary of fracturing problem
 - ◆ 7.7 Drilling
 - ◇ 7.7.1 Schlumberger
 - ◇ 7.7.2 Summary of drilling problem
 - ◆ 7.8 Fracturing and stimulation in high temperature and high pressure formations
 - ◇ 7.8.1 Information from the articles
 - ◇ 7.8.2 Summary of high pressure and high temperature problem
 - ◆ 7.9 Miscellaneous
 - ◇ 7.9.1 Information from the articles
- 8 Appendix
 - ◆ 8.1 Technical Analysis
- 9 References

Background

Introduction

Global demand for natural gas is increasing day by day as due to rapidly growing gas market of developing countries. As more nations are switching to environmentally cleaner fuels to maintain the economic growth and reducing the impact of increasing high oil price. Natural gas is emerged as an excellent environmentally clean fuel as it emits 43% fewer carbon emissions the coal and 30% fewer emissions than oil for each energy delivered. In order to fulfill the increasing demand of energy requirement and reducing greenhouse gas emission. The quickest and cheapest way to cut CO₂ emissions from the global power sector is to grow the presence of natural gas, said Shell's exploration Chief Malcolm Brinded in a speech late last year. **Shell-Malcolm Brinded**

Global Natural Gas Demand



Global Natural gas demand prediction by EIA

According to the U.S. Energy Information Agency (EIA) latest report the global demand for natural gas is expected to grow significantly as more nations are switching to environmentally cleaner fuels such as Natural Gas. Majority of the rapidly growing gas markets are in emerging economies in Asia,

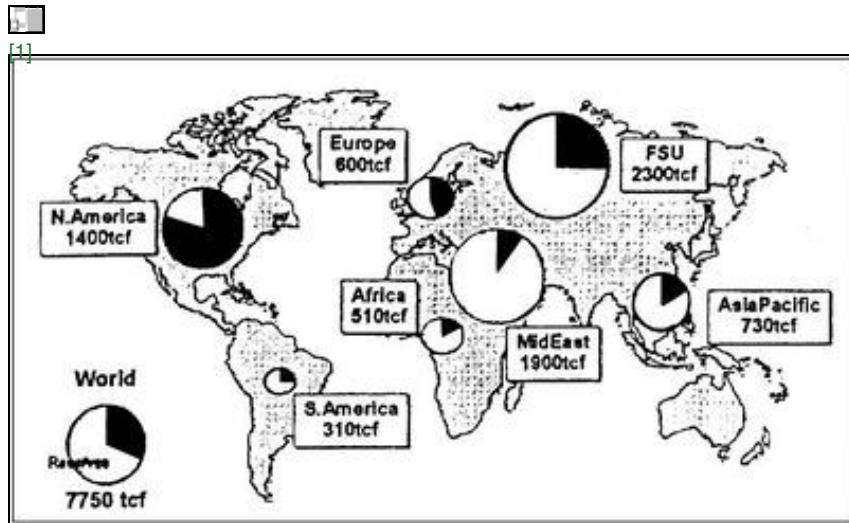
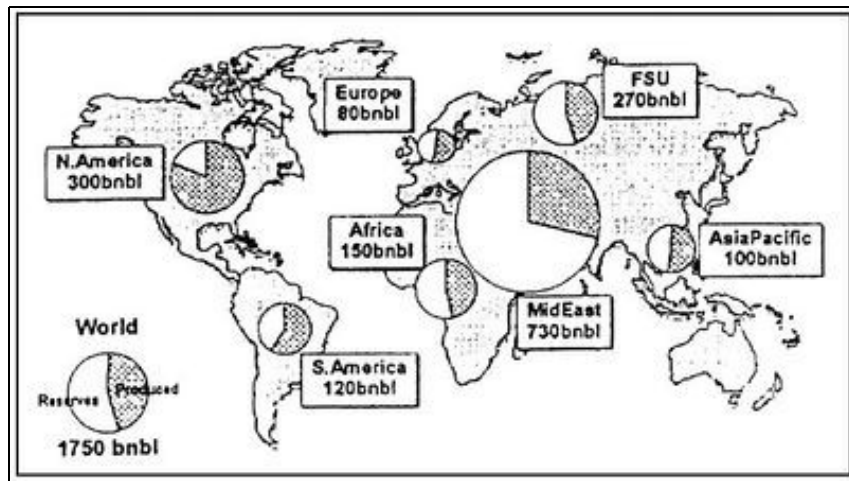
particularly India and China, the Middle East and South America. EIA also shows worldwide natural gas demand grew by 57 Bcf/d from 2000 to 2007, nearly 25%. The EIA also projects global natural gas demand to grow over 40 Bcf/d by the year 2015, and projects a further growth in demand of over 50 Bcf/d by 2025.

Outlook for LNG.pdf EIA-Report

Current Scenario

Bentley R. W., 2002 of The Oil Depletion Analysis Centre London studied on Global oil & gas depletion: An overview. It shows that the world's production of conventional hydrocarbons will soon decline. Global conventional oil supply is currently at political and physical risk. This is because the sum of conventional oil production from all countries in the world, except the five main Middle-East suppliers, is near the maximum set by physical resource limits. A large investment in Middle-East oil production is needed to overcome this physical risk, and to fulfill the increasing demand of hydrocarbon across the globe. Figure 2 Shows the global conventional oil distribution of the world's, conventional oil that has been consumed (dark shading), and the currently discovered reserves (light colour). The figure uses industry (proved and probable) data for reserves (not public domain ?proved? reserves), and excludes oil yet to find. The major concluding points from this figure shows the world is about halfway through its effective recoverable resource base and North America has burnt about three-quarters of its recoverable conventional oil resource.

For conventional gas, since less gas has been used so far compared to oil, the world will increase its dependability to gas as oil declines. Figure 3 Shows the global conventional gas distribution of the world's, conventional gas that has been consumed (dark shading), and the currently discovered reserves (light colour). The figure uses industry (proved and probable) data for reserves (not public domain ?proved? reserves), and excludes oil yet to find. The major concluding points are Europe has a little way to go before its gas peak, and the world as a whole is about halfway to its gas peak. When the ?clocks? on this figure tick round to perhaps 8 or 9 o'clock, gas decline sets in with the decline likely to be fairly steep.



Present scenario shows that with the physical resource limits and depletion of oil there is exponential increase the demand of gas. The global peak in all hydrocarbons (oil plus gas) is likely to be in about 10 or so years. Thus there is do or die situation for development of unconventional reservoir across the globe for avoiding the situation of energy crisis in the world.

http://greatchange.org/ov-bentley,global_depletion.pdf Global Depletion-Bentley

Natural Gas Distribution

Worldwide Natural gas resources shows North America contain the largest reserves of 300 Trillion cubic meters in which unconventional resources is around 230 Trillion cubic meters. Former Soviet country shows second largest reserves of 270 Trillion cubic meters in which unconventional resources is around 140 Trillion cubic meters. China and India also contain the reserves of 160 Trillion cubic meters in which unconventional resources is around 145 Trillion cubic meters. African countries, Latin America, Western Europe and others show the presence of Unconventional resources.

Worldwide Natural gas resources

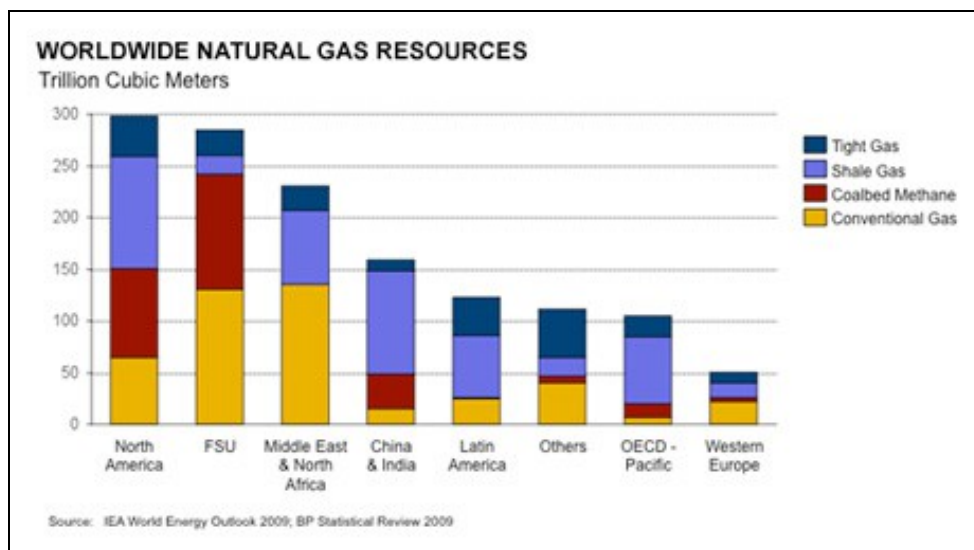


Fig. 4 Worldwide distribution of Natural Gas Resources

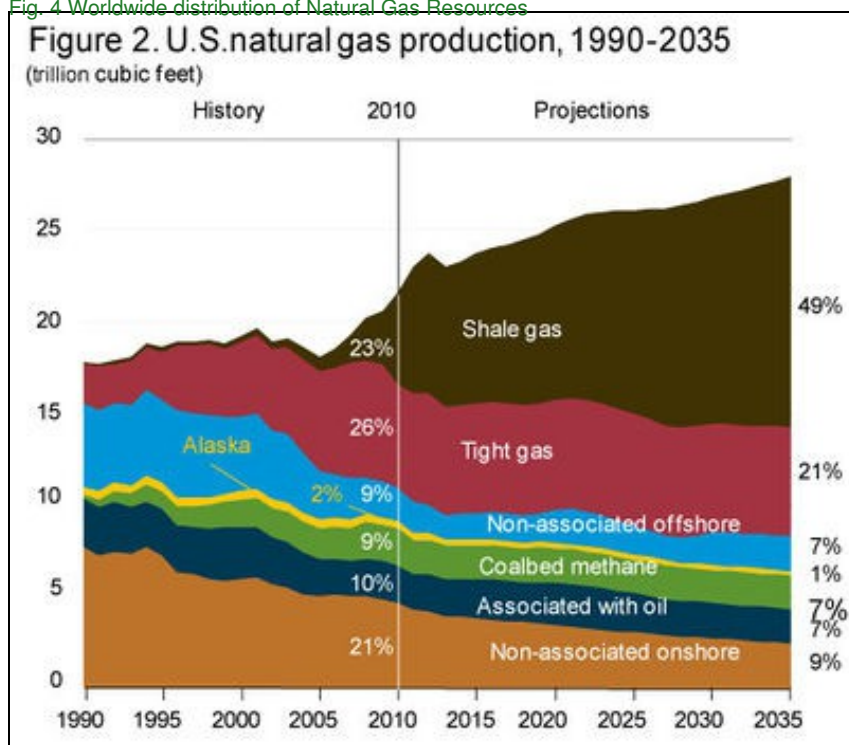


Fig.5 U.S Natural Gas Production, prediction from 1990 to 2035 year

U.S. Energy Information Administration's preview of its 2012 Annual Energy Outlook is the forecast for natural gas. EIA says that gas from shale and tight gas will account for 70 percent of the United States' overall natural gas supply in 2035. It is clearly visible from the Figure 5 that there's been a surge in shale gas production since roughly 2005. The major reason for this surge in shale gas production is due to surge in new hydraulic fracturing and horizontal drilling techniques, which helps in unlocking vast shale gas formations in states including Pennsylvania, North Dakota and Texas. And similar development is dawning in Ohio and other states too of North America. **EIA-Shale report**

Tight Gas

- **Tight gas** refers to natural gas reservoirs locked in extraordinarily impermeable, hard rock, making the underground formation extremely "tight." Tight gas can also be trapped in sandstone or limestone formations that are typically impermeable or nonporous, also known as tight sand. In other words, the pores in the rock formation in which the gas is trapped are either irregularly distributed or badly connected with overly narrow capillaries, lessening permeability or the ability of the gas to travel through the rock. Without secondary production methods, gas from a tight formation would flow at very slow rates, making production uneconomical.
- While conventional gas formations tend to be found in the younger Tertiary basins, tight gas formations are much older. Deposited some 248 million years ago, tight gas formations are typically found in Paleozoic formations. Over time, the rock formations have been compacted and have undergone cementation and recrystallisation, which all reduce the level of permeability in the rock. **Tight gas-Rigzone.**


Conventional and Unconventional Reservoirs

Conventional reservoirs are those that can be produced at economic flow rates and that will produce economic volumes of oil and gas without large stimulation treatments or any special recovery process. Conventional reservoir is essentially a high to medium permeability reservoir in which one can drill a vertical well, perforate the pay interval, and then produce the well at commercial flow rates and recover economic volumes of oil and gas.


Unconventional reservoir is one that cannot be produced at economic flow rates. Typical unconventional reservoirs are tight-gas sands, coal-bed methane, heavy oil, and gas shales. Unlike conventional reservoirs, which are small in volume but easy to develop, **unconventional reservoirs are**

large in volume but difficult to develop. Increasing price and the improved technology are the key to their development and the future. Unconventional resources are probably very large, but their character and distribution are not yet well understood. It is known to exist in large quantity but does not flow easily toward existing wells for economic recovery.

Increase in cost and technological challenges when moving from conventional to unconventional gas recovery methods. Tight Gas Reservoirs--GC Naik.



Conventional gas reserve



Unconventional gas reserve

- **Conventional gas picture:** Thin section of a conventional sandstone reservoir that has been injected with blue epoxy. The blue areas are pore space and would contain natural gas in a producing gas field. The pore space can be seen to be interconnected so gas is able to flow easily from the rock.
- **Unconventional gas picture:** Thin section Photo of a tight gas sandstone. The blue areas are pores. The pores are irregularly distributed through the reservoir and the porosity of the rock can be seen to be much less than the conventional reservoir.

Unconventional Gas Resources Typical unconventional reservoirs are

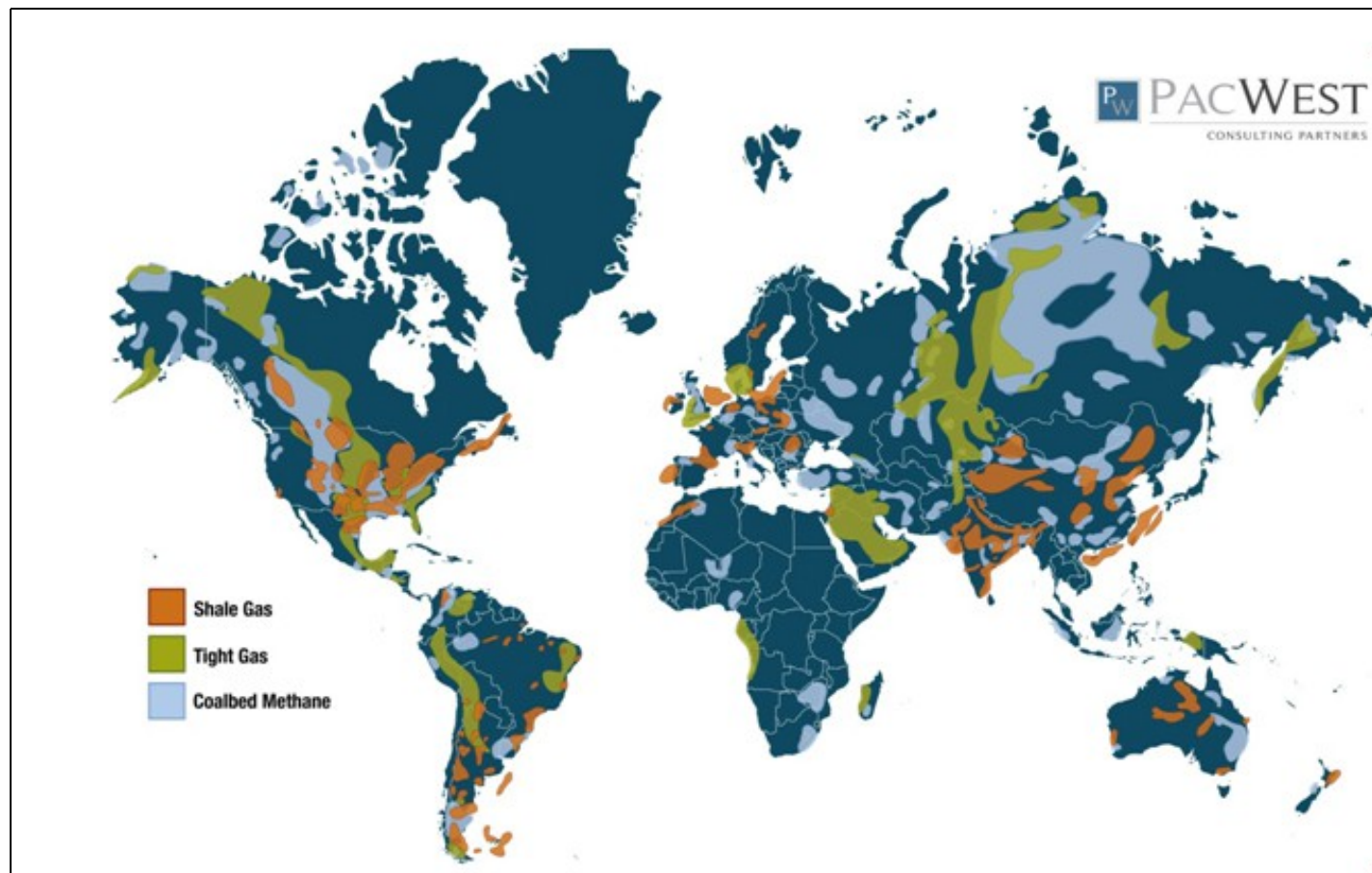
- **Tight-gas Sands** - formed in sandstone or carbonate (called tight gas sands) with low permeability which prevents the gas from flowing naturally.
- **Coal-bed Methane** - formed in coal deposits and adsorbed by coal particles.
- **Gas Shales** - formed in fine-grained shale rock (called gas shales) with low permeability in which gas has been adsorbed by clay particles or is held within minute pores and microfractures.
- **Methane Hydrates** ? a crystalline combination of natural gas and water, formed at low temperature and high pressure in places such as under the oceans and permafrost

Properties of Tight Gas

S. No	Properties of Tight Gas	
1	Matrix permeability	1 μ D to 0.1 mD
2	Porosity	3-5% to 15-20 % (effective)
3	No or limited natural flow	Typically the initial flow before stimulation is less than 0.5 MMscfd (~15,000 Sm ³ /d)

Map of unconventional reserves (Shale,Tight,Coalbed methane) in the world

- The world map representing unconventional gas reserves in various regions. It includes Shale gas, Coalbed methane and Tight gas.



Unconventional gas reserves in World-Pacwest

Distribution of Tight Gas across the world

S.No	Region	Tight-Sand Gas Volume (Trillion-cubic feet)
1	North America	1,371
2	Latin America	1,293
3	Western Europe	353
4	Central and Eastern Europe	78
5	Former Soviet	901
6	Union Middle East and North Africa	823
7	Sub-Saharan Africa	784
8	Centrally planned Asia and China	353
9	Pacific (Organization for Economic Cooperation and Development)	705
10	Other Asia Pacific	549
11	South Asia	196
12	World	7,406

Tight Gas-Texas A&M Univ

Recovery of Tight Gas

The steps involved in tight gas recovery are:

- **Seismic investigation:** Extensive seismic data is gathered and analyzed to determine where to drill and just what might be located below the earth's surface. These seismic surveys can help to pinpoint the best areas to tap tight gas reserves. Not only providing operators with the best locations for drilling wells into tight gas formations, extensive seismic surveys can help drilling engineers determine where and to what extent drilling directions should be deviated.
- **Drilling:** In a tight gas formation, it is important to expose as much of the reservoir as possible, making horizontal and directional drilling a must. Here, the well can run along the formation, opening up more opportunities for the natural gas to enter the wellbore. A common technique for developing tight gas reserves includes drilling more wells. The more the formation is tapped, the more the gas will be able to escape the formation. This can be achieved through drilling myriad directional wells from one location, lessening the operator's footprint and lowering costs.
- **Production Stimulation:** After seismic data has illuminated the best well locations, and the wells have been drilled, production stimulation is employed on tight gas reservoirs to promote a greater rate of flow. Production stimulation can be achieved on tight gas reservoirs through both fracturing and acidizing the wells.
- **Hydraulic Fracturing:** Fracturing, also known as "fracing," a well involves breaking the rocks in the formation apart. Performed after the well has been drilled and completed, hydraulic fracturing is achieved by pumping the well full of frac fluids under high pressure to break the rocks in the reservoir apart and improve permeability, or the ability of the gas to flow through the formation.
- **Acidizing:** Acidizing the well is employed to improve permeability and production rates of tight gas formations. Acidation involves pumping the well with acids that dissolve the limestone, dolomite and calcite cement between the sediment grains of the reservoir rocks. This form of production stimulation helps to reinvigorate permeability by reestablishing the natural fissures that were present in the formation before compaction and cementation.
- **Deliquification:** Furthermore, deliquification of the tight gas wells can help to overcome some production challenges. In many tight gas formations, the reservoirs also contain small amounts of water. This water can collect and undermine production processes. Deliquification is achieved in this instance through artificial lift techniques, such as using a beam pumping system to remove the water from the reservoir, although this has not proven the most effective way to overcome this challenge.

Tight gas-Rigzone

Challenges for Tight Gas Recovery

- During the last decade new technologies as 3-D seismic, horizontal drilling, and improved fracture stimulation have had significant impacts on natural gas production in many tight gas reservoirs in Middle East and North Africa. Some of the challenges in this recovery are:

1) Sub-Surface Understanding

2) Formation Evaluation Technology

3) Drilling Technology

4) Completion & Stimulation Technology

5) Environmental safety

- **Geomechanics and Sub-Surface Understanding:** Fundamental to any improvement in performance is done by having a clear understanding of the sub-surface environment. Understanding permeability, although at very low values compared to conventional reservoirs, is a key to maximizing productive capabilities. Subtle differences in tight gas reservoir properties can result in large changes in permeability, and mark the difference between productive and non-productive intervals. Geomechanics and subsurface understanding is a critical component in understanding the nature of the formation. All companies recognise the need to use geomechanics to assess natural fracture patterns.
- **Formation Evaluation Technology:** The objectives of Formation Evaluation are, to ascertain if commercially producible hydrocarbons are present, determine the best means for their recovery, to derive lithology and other information on formation characteristics for use in further exploration and development. Lack of accuracy for all porosity logs. There are strong limits to the application of NMR logging in low porosity, low permeability gas bearing formation.
- **Drilling Technology:** The challenge in any tight gas development is to use technology to push up the estimated ultimate recovered volume per well, and the produced volumes (flow), while simultaneously pushing down costs. Specialized drilling practices, application of drill bits for less wellbore damage, Specialized drilling fluids are few challenges that is to be overcome.
- **Completion & Stimulation Technology:** One of the most important areas where technology can make a difference, is the ability to make small but extensive fractures in the correct places in the tight rock (?fracing?). This provides the gas molecules with a passage to move more easily through the reservoir to the wellbore. Fracturing techniques use a significant amount of energy to create the pressure used to crack the rock open. The first hydraulic fracturing job to be run commercially in the 1940s required just a few hundred horsepower. More recently, in examples such as the Pinedale field, power requirements can be as high as 25,000 horsepower, and costs can represent up to 30% of the well costs. Any possibility to make this more efficient has significant cost implications.
- **Environmental Safety:** Drilling of hundreds of wells represents a major environmental and safety challenge. Shell is tackling this challenge and is focused on improving well performance and surface engineering, which will push the business forward in a sustainable manner. [Tight Gas Developments-IGU.org](#), [Unconventional gas-NPC.org](#)

Taxonomy for various technical challenges in tight gas recovery

```
.markmap-node {
  cursor: pointer;
}

.markmap-node-circle {
  fill: #fff;
  stroke-width: 1.5px;
}

.markmap-node-text {
  fill: #000;
  font: 10px sans-serif;
}

.markmap-link {
  fill: none;
}

pre, .mw-code{
```



```

background-color: transparent;
}
d3.xml("https://www.dolcera.com/wiki/images/Technical_challenges_in_tight_gas_recovery1.mm", function(error, data) {
  if (error) throw error;

  markmap("svg#mindmap_eba10b0bca38639e3c5b42a27f9d6ee1", data, {
    preset: "colorful",
    linkShape: "diagonal"
  }, "xml");
});

```

Methodology for Patent Search

A detailed search strategy was formulated to extract relevant patents in the area. Keywords were obtained from some relevant patents, journal articles, company websites and other thesauri. Class-codes were obtained from the background reading and citation check of few relevant patents and from different other databases like USPTO, WIPO and Espacenet. Class-codes related to drilling of boreholes and well development was taken into consideration. Comprehensive search strategy was made using the combination of different keywords and complimentary class-codes in order to obtain all the relevant patents and at the same time keep away from irrelevant records.

Process-flow for patent analysis

Database used: Thomson Innovation

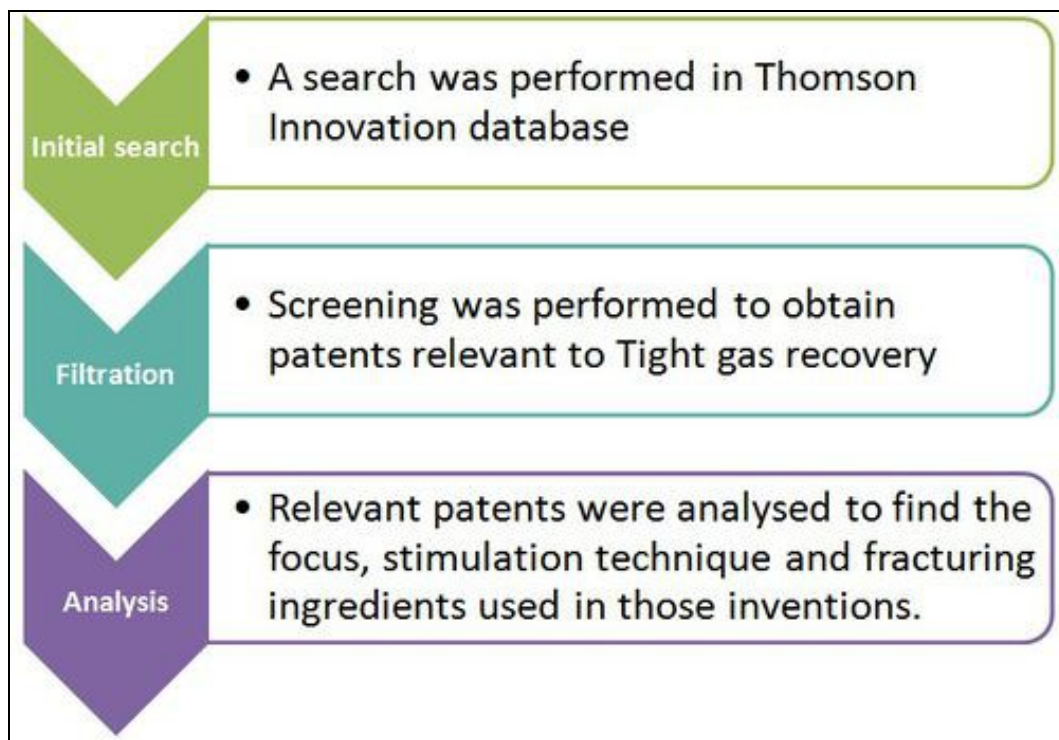
Countries Covered: US Grant, GB App, US App, FR App, WO App, DE Util, EP Grant, DE Grant, EP App, DE App, JP Util, JP Grant, JP App, CN Util, CN App, KR Util, KR Grant, KR App, DWPI

Years searched: Priority date: 1990-01-01 to 2011-12-22

Date of search: 22nd December 2011

Keywords: The keywords used for different concepts are

- **Tight Gas:** Tight gas, tight sand, tight carbonate, tight formation, tight deposit, tight strata, tight medium, impermeable formation, impermeable deposit, impermeable strata, impermeable medium, impermeable reservoir etc.
- **Stimulation:** Stimulation, fracturing etc.



Process-flow for patent analysis

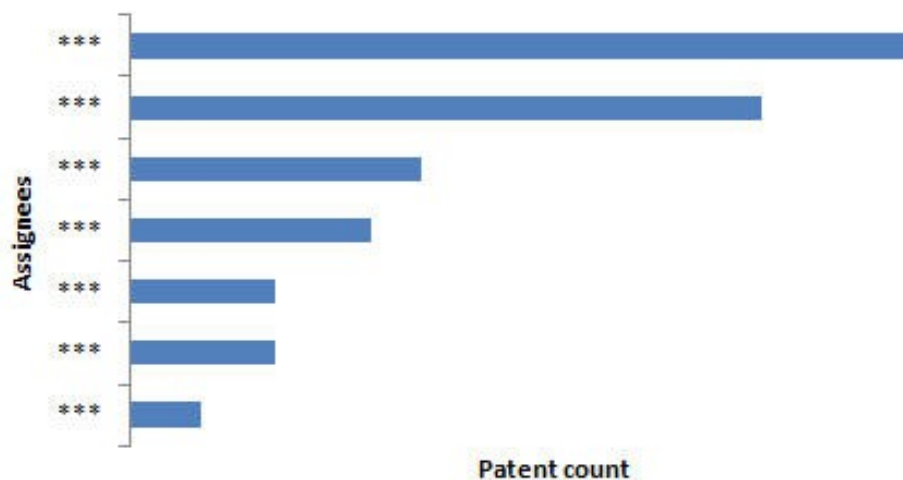
Insights from patent analysis

All the patents obtained from the database were filtered to find out the most relevant patents, this process included going through the full text of the patent. Relevant patents related to stimulation technique for tight gas formations were found. This was followed by a detailed analysis of the relevant records. All the patents were analyzed to capture the focus of the patent, stimulation technique described in the invention and the fracturing ingredients used in the invention. The analyses of the patents lead to following observations:

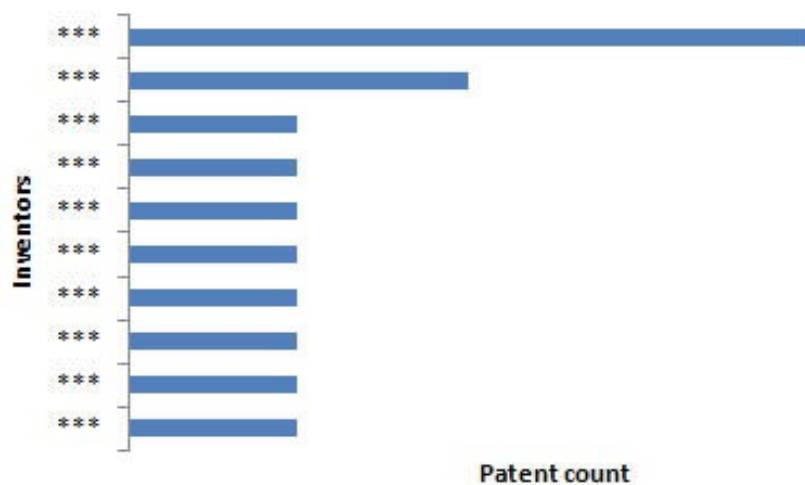
Top Assignees and Inventors

Schlumberger, Exxonmobil and Halliburton feature among the top assignees.

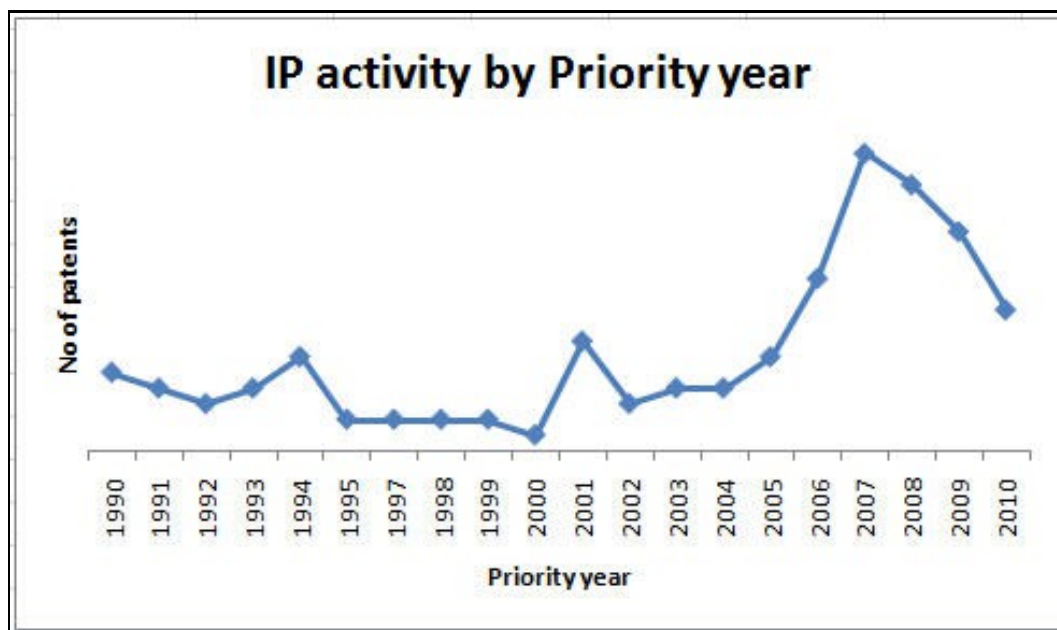
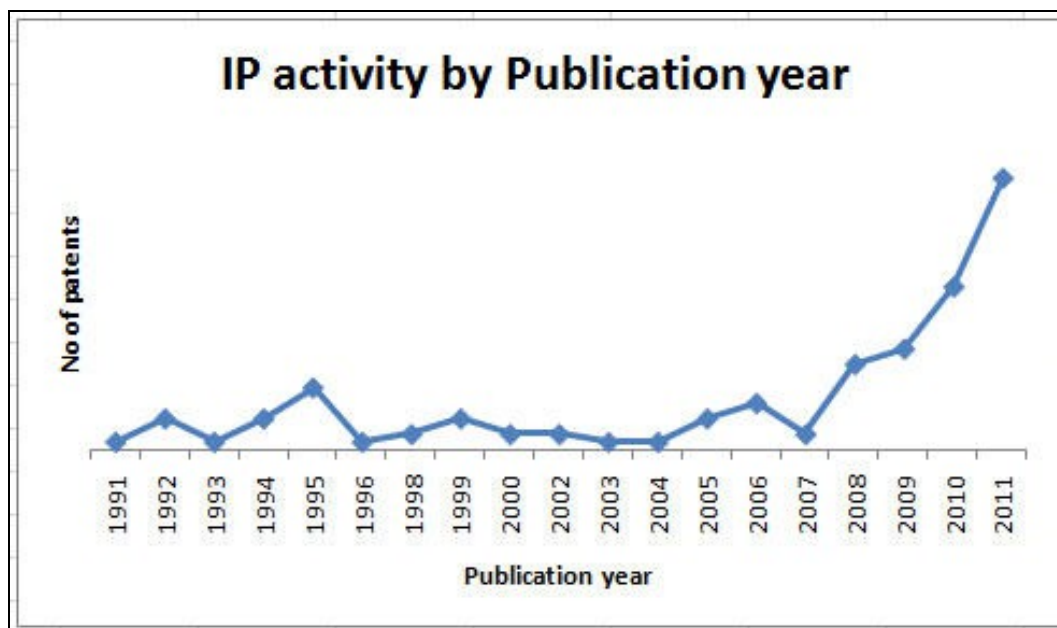
Top assignees in tight gas stimulation



Top inventors in tight gas stimulation



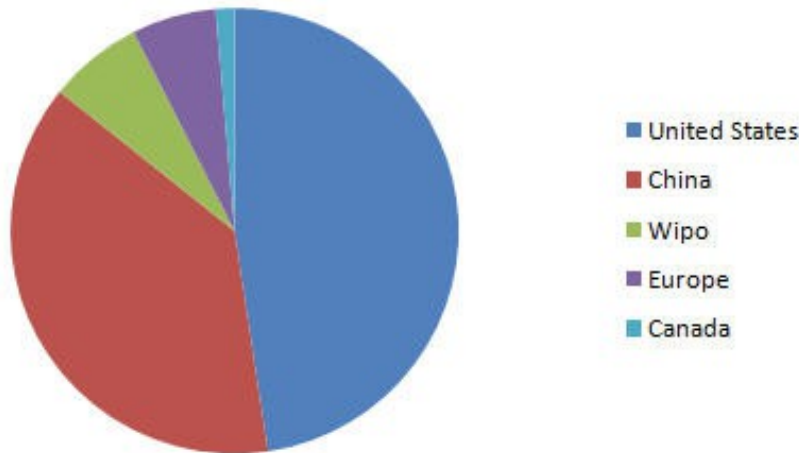
IP Activity



Geographical Distribution of patents

a) By unique families Since the unique family retrieved from Thomson Innovation Database was downloaded by keeping US as a first priority, hence one can see that US leads in the chart.

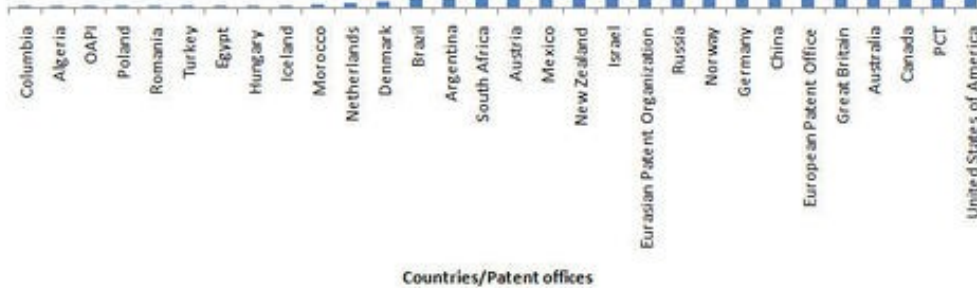
Geographical distribution of unique patents



b) Total patent families filed across the globe

Geographical distribution of family members

No of patents



Technology and Scientific Information Search Strategy

A search for extracting scientific articles was conducted.

Database used: Engineering Village (Compendex)

Scope: Subject/Title/Abstract

Years Searched: 1990-2012

Date of search: 02nd January 2012

Criteria for filtering: Only those articles related to stimulation or fracturing techniques for tight gas recovery were considered as relevant. Articles related to modeling were considered as OFF target documents. Duplicate articles were removed.

Taxonomy for patent analysis for tight gas recovery

```
.markmap-node {
  cursor: pointer;
}
```

```

.markmap-node-circle {
  fill: #fff;
  stroke-width: 1.5px;
}

.markmap-node-text {
  fill: #000;
  font: 10px sans-serif;
}

.markmap-link {
  fill: none;
}

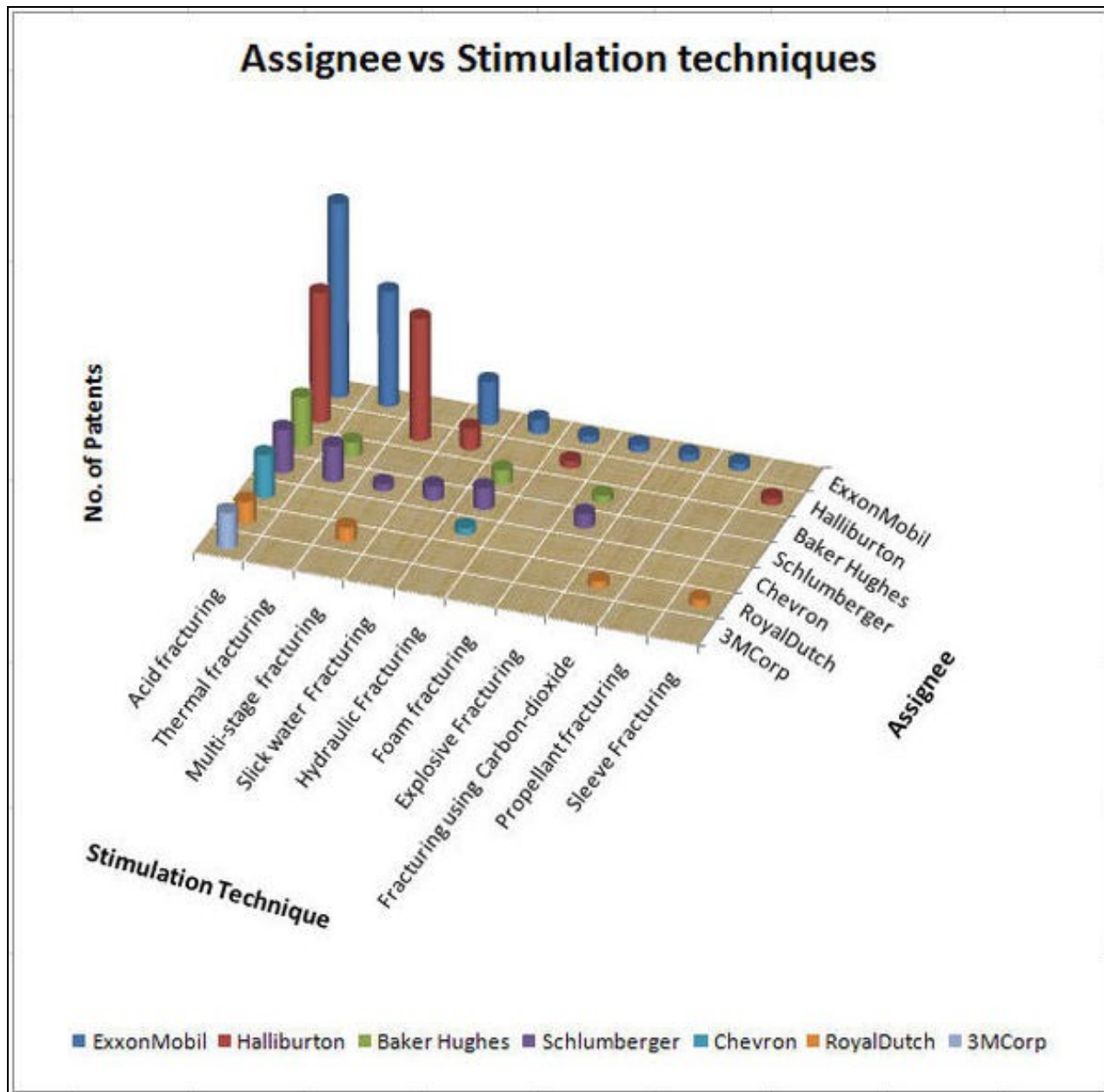
pre, .mw-code{
  background-color: transparent;
}
d3.xml("https://www.dolcera.com/wiki/images/Tight_Gas_Recovery_Analysis_Taxonomy1.mm", function(error, data) {
  if (error) throw error;

  markmap("svg#mindmap_2eb38947a0f88e575a2fe922fe5ad14b", data, {
    preset: "colorful",
    linkShape: "diagonal"
  }, "xml");
});

```

Stimulation Techniques

Graphical representation of Assignee vs Stimulation techniques



Different types of fracturing techniques are used for stimulation of tight gas reservoir. Here we have covered the patents and articles which are focusing on the application of fracturing technique for the development of the tight gas reservoir.

Hydraulic Fracturing

Graphical Representation of Assignee's holding patents of Hydraulic fracturing

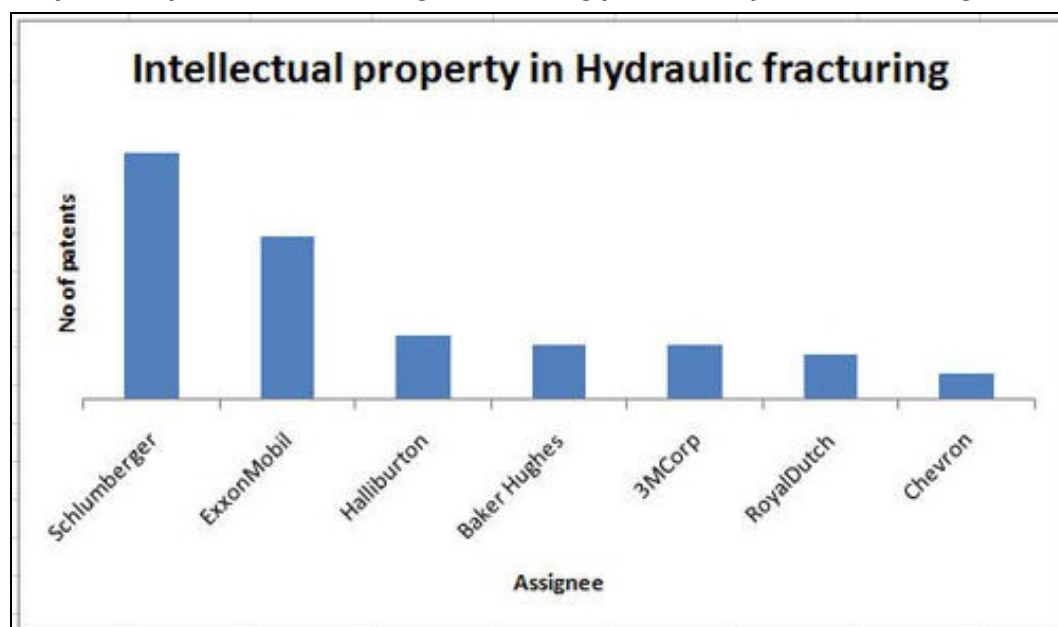


Table: Hydraulic fracturing patent of different Companies.

Hydraulic Fracturing			
S.No	Assignee	Patent	Comment
1	Halliburton	US20110209868A1	Fracturing of stress altered formation using signaling subsystem communicably coupled with injection tools installed in the well bore.
		US20090288833A1	Fracturing of multiple ultra-shot radius laterals from a parent well
2	Schlumberger	****	****
		****	****
		****	****
3	###	****	****
4	###	****	****
5	###	****	****

These sections now concentrate on the work done by the companies or institutes.

Halliburton

[US20110209868A1](#) titled "Fracturing a **stress-altered subterranean formation**" by Halliburton. Fracturing of a stress- altered subterranean formation is difficult to perform. Fracturing of stress altered formation using signaling subsystem communicably coupled with injection tools installed in the well bore. **Signaling subsystem** adapted to transmit control signals from a well bore surface to each injection tool to change the state of the injection tool according to stress condition....[Contd]

[US20090288833A1](#) titled "System and methods for constructing and fracture stimulating multiple ultra-short radius laterals from a parent well" by Halliburton. Hydrocarbons are often dispersed in a stacked sequence in the reservoir. The reservoir also contains water bearing zones. Conventional equipment cannot be used for drilling and stimulation of multi lateral well as they are very time consuming, and expensive in nature....[Contd]

Schlumberger

.....[Contd]

Information from the Article

Many authors have talked about massive hydraulic fracturing [Ahmed et al.](#) in 1979, [Hanson](#), in 1981 and [Schubarth et al.](#) in 2006. **Massive hydraulic fracturing** (MHF) is a primary candidate for stimulating production from the tight gas reservoirs in the U.S. MHF is a more recent application that differs from hydraulic fracturing in that more fluid and proppant are pumped to create more extensive fractures in the reservoir.... [Contd]

Summary of Hydraulic fracturing

Various companies are using or developing different techniques for performing hydraulic fracturing in different operating condition and reservoirs.

Multi Stage Fracturing

Table: Multi Stage Fracturing patent of different Companies.

Multi Stage Fracturing			
S.No	Assignee	Patent	Comment
1	Schlumberger	US20110024121A1	Fracturing multilateral wellbores in a single mobilization of fracturing unit.
2	####	****	****

These sections now concentrate on the work done by the companies or institutes.

Schlumberger

[US20110024121A1](#) titled "Method and apparatus for multilateral multistage stimulation of a well" by Schlumberger. It employs a **continuous multistage fracturing of lateral wells by wellbore isolation and focused fracturing placement**. Fracturing multilateral wellbores in a single mobilization of fracturing unit(s) by sequentially connecting a fracturing tubing string to each lateral wellbore, directing a fracturing fluid at that specific lateral wellbore in a manner to achieve the desired fracturing and isolating those lateral wellbore after it is fractured....[Contd]

Information from the Articles

Saldungary et. al., 2008 of **Schlumberger**, studied on Efficient Multifractured Horizontal Completion change the economic equation in Latin America; they have discussed the effect of **Effective Multistage Fracturing System (EMFS)**. The system consists of mechanical open hole packers, are capable of withstanding high differential pressures at high operating temperatures, with specially designed fracturing ports (FracPorts), are located between the packers....[Contd]

Summary of Multi Stage Fracturing

From the patents, it's observed that Schlumberger employs a continuous multistage fracturing of lateral wells and focused fracturing placement....[Contd] From the articles, it can be concluded Schlumberger, is focused on effective multistage fracturing system (EMFS)....[Contd]

Slickwater Fracturing

Graphical representation of Assignee's holding patents of Slickwater fracturing

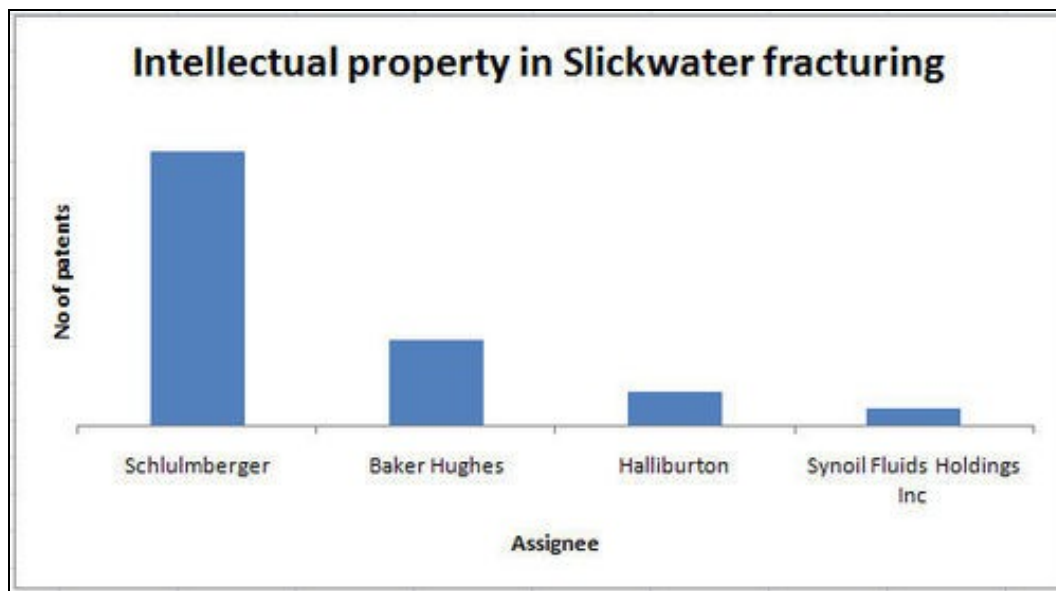


Table: Slickwater Fracturing patent of different Companies.

Slickwater Fracturing			
S.No	Assignee	Patent	Comment
1	Baker Hughes	US20100089580A1	Performing fracturing method by combining proppant free stage and proppant ladden stage in two stages helps in reducing the conductivity damage.
		US7699106B2	Hydraulic fracturing treatment by using ULW (Ultra lightweight) proppant and low viscosity slick water fracturing fluid.
2	###	****	****
		****	****
3	###	****	****

These sections now concentrate on the work done by the companies or institutes.

Baker Hughes

[US20100089580A1](#) titled "Method of enhancing fracture conductivity" by Baker Hughes. In hydraulic fracturing, fracturing fluid containing gelled fluid, viscosifying polymers and surfactants used to provide fluid viscosity for proppant packing but often leads to the formation of filter cake which causes

conductivity damage....[Contd]

US7699106B2 titled "Method for reducing fluid loss during hydraulic fracturing or sand control treatment" by Baker Hughes. Hydraulic fracturing treatment using high ASG (Apparent Specific Gravity) proppant and high viscous fracturing fluid often leads to....[Contd]

Information from the Articles

Pearce et. al., 2002 of The **Houston Exploration Co** studied on successfully pushing the limits in tight gas fracturing. A South Texas tight gas field was fractured using **LPF (Lower-polymer fluid) system**. LPF system avoided the proppant damage due to less polymer residue, and improved well productivity through increased fracture conductivity....[Contd]

Summary of Slickwater fracturing

Baker Hughes focused on hydraulic fracturing treatment by using ULW (Ultra lightweight) proppant and low viscosity slick water fracturing fluid. And performing fracturing method in two stages helps in reducing the conductivity damage....[Contd]

Acid Fracturing

Graphical representation of Assignee's holding patents of Acid fracturing

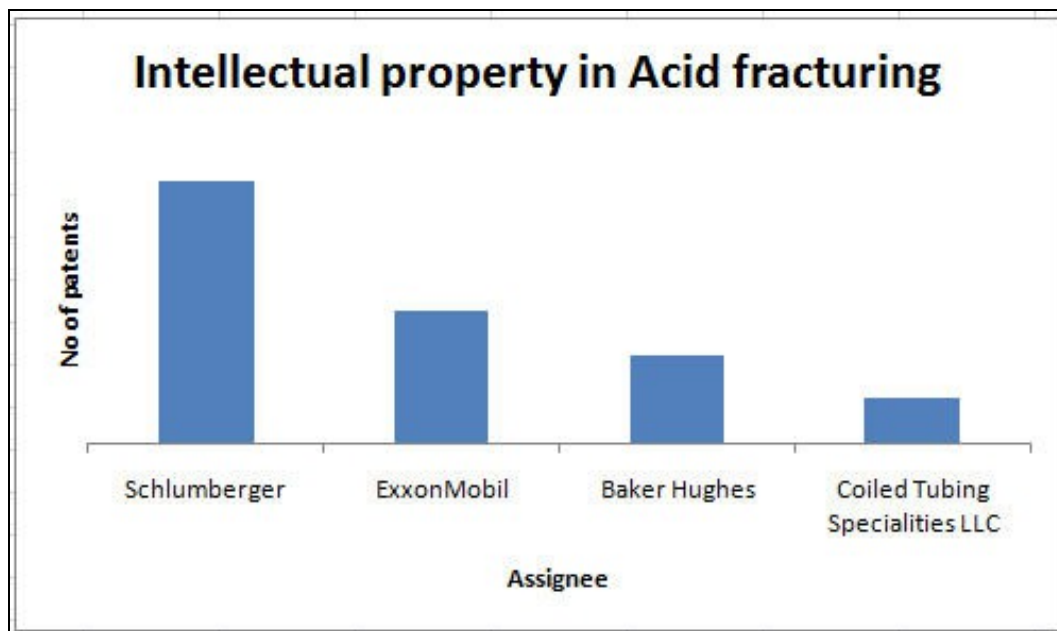


Table: Acid Fracturing patent of different Companies.

Acid Fracturing			
S.No	Assignee	Patent	Comment
1	Schlumberger	US7380602B2	Treating a subterranean carbonate with a fluid comprising of an acid, chelating agent, or betaine surfactant.
		US6828280B2	Stimulation of hydrocarbon production from low permeability formations by hydraulic fracturing, acid fracturing, and hydraulic fracturing followed by gravel packing in a single operation
2	###	****	****
3	###	****	****

These sections now concentrate on the work done by the companies or institutes.

Schlumberger

US7380602B2 titled "Composition and method for treating a subterranean formation" by Schlumberger. Matrix acidizing treatment leads to the problem of (1) inadequate radial penetration (portions of the formation away from the wellbore in the radial direction is untouched by the acid because all of the acid reacts before it can get there); (2)....[Contd]

US6828280B2 titled "Methods for stimulating hydrocarbon production" by Schlumberger. In hydraulic and acid fracturing, a first, viscous fluid called a "pad" is typically injected into the formation to initiate and propagate the fracture and often to contribute to fluid loss control and mainly consist of polymers. Methods are provided for stimulation of hydrocarbon production from low permeability formations by hydraulic fracturing, **acid fracturing**....[Contd]

Information from the Articles

Al-Ghurairi et. al., 2003 of **Saudi Aramco**, studied on Successful Fracturing through optimizations steps for high rate deep gas wells in carbonate reservoirs of Saudi Arabia where acid fracturing treatments was applied at Khuff reservoir, gelled HCl acid system, emulsified acid (consisting of HCl acid and diesel) was tested for tight reservoirs to achieve deeper penetration....[Contd]

Summary of Acid fracturing

Schlumberger is using acid fracturing technique for subterranean carbonate with a fluid comprising of an acid, chelating agent, or betaine surfactant. And similarly along with hydraulic fracturing also acid fracturing was tried....[Contd]

Carbon dioxide Fracturing

Table: Carbon dioxide Fracturing patent of different Companies.

Carbon dioxide Fracturing			
S.No	Assignee	Patent	Comment
1	Schlumberger	US7726404B2	Use of carbon-dioxide-based fracturing fluids
2	###	****	****
3	###	****	****

These sections now concentrate on the work done by the companies or institutes.

Schlumberger

[US7726404B2](#) titled "Use of carbon-dioxide-based fracturing fluids" by Schlumberger. Conventional hydraulic and slickwater fracturing leads to the problem of fluid leak off, well damage and water blocks. Treatment of shale-containing subterranean formation is carried out by forming a **carbon dioxide treatment fluid** having a viscosity of less than about 10 mPa-s at a shear rate of about 100 s.sup.-1. and comprising of 90% by weight carbon dioxide and a surfactant....[Contd]

Summary of Carbon dioxide Fracturing

Schlumberger has developed carbon-dioxide-based fracturing fluids and shows CO₂ has ability to displace methane from the shale-containing formations....[Contd]

Articles say Schlumberger has developed new CO₂ viscoelastic surfactant (VES) system, which is known as ClearFRAC....[Contd]

Foam Fracturing

Graphical representation of assignee's holding patents of foam fracturing

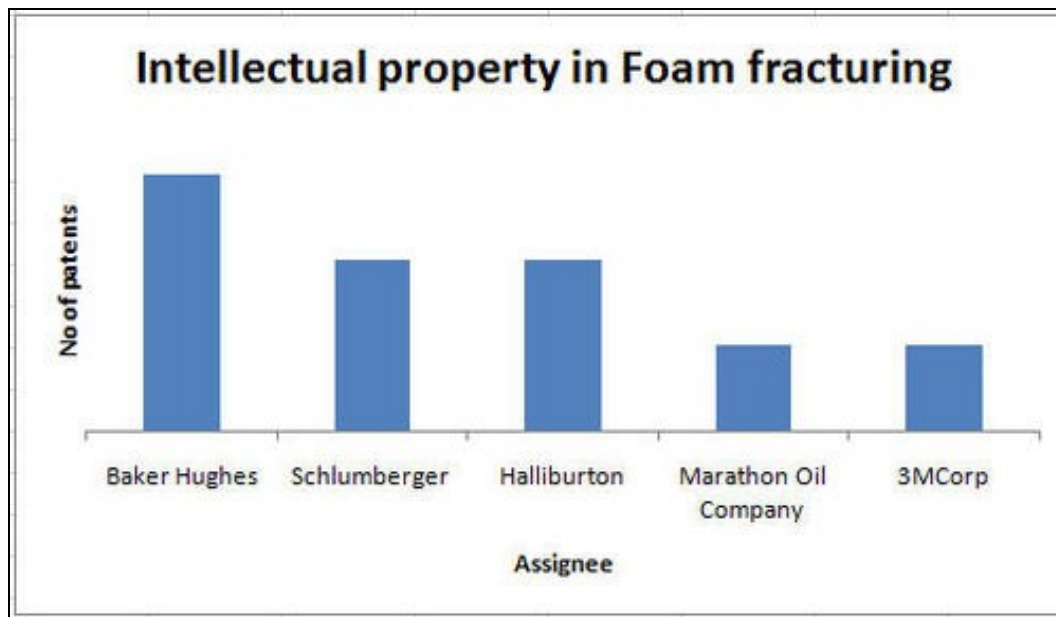


Table: Foam Fracturing patent of different Companies.

Foam Fracturing			
S.No	Assignee	Patent	Comment
1	Halliburton	US5990052A	Foamed fracturing fluid
		US5310002A	Microemulsion generating component and foaming agent component function to enhance the ability of the compositions to remove any blocks of fluids interlocked with gas in formations
2	###	****	****
3	###	****	****

Halliburton

[US5990052A](#) titled "Foamed fracturing fluid" by Halliburton. Fracturing fluids must provide an optimal balance between minimizing fluid leakage, filtercake buildup thickness and filtercake removal as it impairs the permeability and conductivity of the formation. Need of a foamed fracturing fluid that has the performance advantages of crosslinked gel foams but which deposits a filtercake which can be substantially completely removed after the fracturing operation is completed....[Contd]

[US5310002A](#) titled "Gas well treatment compositions and methods" by Halliburton (**Also in foam**). Treatment fluids or fracturing fluids remaining in the pores of the formation and water blocks leads to kind of damage that impairs subsequent hydrocarbon production from the formation. The microemulsion generating component and foaming agent component function to enhance the ability of the compositions to remove any blocks....[Contd]

Information from the Articles

Walser et. al., 2001 of **BJ Services Company** USA, studied on Production response from Southeastern New Mexico Morrow wells stimulated with binary foam. Stimulation and fracturing of Morrow formation in south eastern New Mexico was performed with binary foam fracturing fluid. Stimulation fluid contains liquid CO₂, gaseous nitrogen, gelled 2% KCl water, methanol and hydrated polymer are added in the base gelled water....[Contd]

Summary of Foam Fracturing

Halliburton disclosed a new crosslinked foamed fracturing fluids and also using foam agent in combination with microemulsion to remove any blocks of fluids in the reservoir....[Contd]

Explosive Fracturing

Table: Explosive Fracturing patent of different Companies.

Explosive Fracturing			
S.No	Assignee	Patent	Comment
1	ExxonMobil	WO2011115723A1	System and method for fracturing rock in tight reservoirs by explosive fracturing
2	###	****	****

These sections now concentrate on the work done by the companies or institutes.

ExxonMobil

[WO2011115723A1](#) titled "System and method for fracturing rock in tight reservoirs" by ExxonMobil. A conventional hydraulic and explosive fracturing lead to pervasive, isotropic permeability increase in the rock of the formation but does not create a spatially extensive network of fractures. **Explosion fracturing is done in the lateral wells by using a squash head charge**....[Contd]

Information from the Articles

Cui et. al., 2006 PetroChina studied In-fracture Explosive Hydraulic fracturing fluid and its rheological study. An experimental test was performed using In Fracture Explosive Hydraulic Fracturing Fluid (IFEHFF) which is a combination of hydraulic fracturing fluid properties and an explosion fluid (TNT). According to simulator calculation, the system can generate fractures with desired geometry and suspend explosive evenly in the fractures.

Summary of Explosive Fracturing

Both Exxonmobil has worked on increasing the permeability of the formation by inducing explosive fracturing. Exxonmobil has adopted a technique of drilling lateral wells and placing the squash head charge in the wells....[Contd]

Sleeve fracturing

Sleeve fracturing			
S.No	Assignee	Patent	Comment
1	Coiled Tubing Specialties	US20110290561A1	Downhole Hydraulic Jetting Assembly, and Method for Stimulating a Production Wellbore

Coiled Tubing Specialties

[US20110290561A1](#) titled "Downhole Hydraulic Jetting Assembly, and Method for Stimulating a Production Wellbore" by Coiled Tubing Specialties. Need of a method for forming lateral boreholes from a parent wellbore for hydrocarbon recovery from the formation. It provides a new stimulation technique for hydrocarbon-producing formation....[Contd]

Information from the Articles

Rahim et. al., 2011 of **Saudi Aramco** studied on success criteria for Multistage Fracturing of tight gas in Saudi Arabia. Open Hole Multi Stage (OHMS) fracturing was used to improve hydrocarbon production from the deep gas carbonate sandstone wells in Saudi Arabia. Here authors talk about dual sleeve hydraulic fracturing device....[Contd]

Summary of Sleeve Fracturing

....[Contd]

Hydrocarbon recovery by using biogenic materials combined with Pneumatic fracturing

Hydrocarbon recovery by using biogenic materials combined with pneumatic fracturing			
S.No	Assignee	Patent	Comment
1	Groundwater Services Inc	WO2008041990A1	Stimulating anaerobic biologic production of methane from non-liquid hydrocarbon-bearing subsurface formations

These sections now concentrate on the work done by the companies or institutes.

Groundwater Services Inc.

WO2008041990A1 titled "Methods and systems for **stimulating biogenic** production of natural gas in a subterranean formation" by Groundwater Services Inc. A new method and systems for stimulating anaerobic biologic production of methane from non-liquid hydrocarbon-bearing subsurface formations. It comprises of subsurface formation comprising a hydrocarbon;....[Contd]

Information from the Article

Lan et. al., 2010 of **Drilling Research Institute of Shengli Oilfield**, Dongying, Shandong studied on application of **bio-enzymatic** completion fluid in the tight sand gas reservoirs of ordos Daniudi Gas field. Solid free brine completion fluid shows a little effect on the formation damage, water blocking and solid slugging with small particle. An environment acceptable and nontoxic bio-enzymatic completion fluid was prepared and tested in 15 horizontal wells of Ordos Dainiudi gas field....[Contd]

Summary of Hydrocarbon recovery by using biogenic materials combined with Pneumatic fracturing

....[Contd]

Chemical reaction induced pressure pulses fracturing

Chemical reaction induced pressure pulses fracturing			
S.No	Assignee	Patent	Comment
1	Univ Louisiana State	US5083615A	The pressure pulses are generated by the reaction of aluminum alkyl with either water, or alcohol, or acid.

These sections now concentrate on the work done by the companies or institutes.

Univ Louisiana State

[US5083615A](#) titled "Aluminum alkyls used to create multiple fractures" by Univ Louisiana State. The pressure rise after fracturing is the important parameter in determining the fracture pattern. The time required for the pressure rise is found to be longest in hydraulic fracturing. So to control the fracture pattern the pressure rise time has to be controlled....[Contd]

Propellant Fracturing

Propellant Fracturing			
S.No	Inventor	Patent	Comment
1	Carter E. E	US20110247816A1	Method and apparatus for increasing well productivity by using solid rocket propellant in the slots.

Carter E. E [US20110247816A1](#) titled "Method and Apparatus for Increasing Well Productivity" by Carter E. E., Method and apparatus for increasing well productivity by using explosives such as **solid rocket propellant** are typically a mixture of ammonium perchlorate and....[Contd]

High pressure & high temperature (HPHT) fracturing

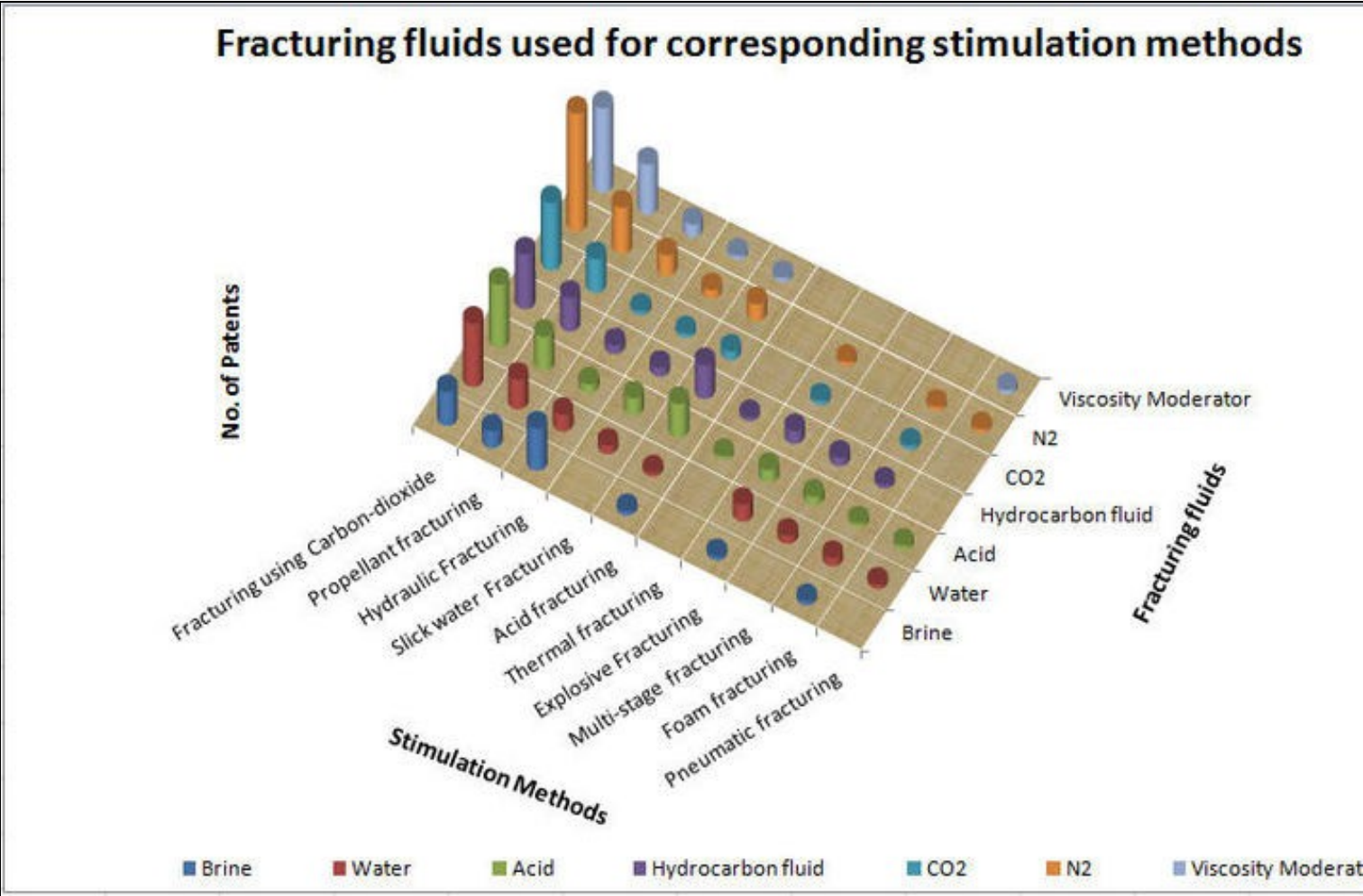
Information from the Articles

Bartko et.al., 2009 of **Saudi Aramco** studied first application of high density fracturing fluid to stimulate a high pressure & high temperature tight gas producer sandstone formation of Saudi Arabia. High pressure and High Temperature fracturing was performed by using a new fluid system containing **sodium bromide (Nabr brine), carboxymethylhydroxypropyl guar (CMHPG) gelling agent, zirconium cross linker and gel stabilizer**. The new high density fracturing fluid can be used for high temperature fracturing as it can be stable upto 350 oF. Positive results obtained on field application of this new fluid system in Sarah and Qusaiba formation basin like lower injection rates, delay crosslinking time, good proppant transport capabilities, lower horsepower requirements and a safer work environment....[Contd]

Table shows the comparison made by the author between different fracturing fluids. High density weighted fracs (Sodium bromide frac fluid + special cross linker) shows higher conductivity and lower fracture complex growth as compared to other fluids while high rate water frac shows lower fracture conductivity and higher fracture complex growth.

****	****	****	****
****		****	

Graphical representation of Fracturing fluids used for corresponding stimulation methods



The combination of various fluids used for performing fracturing of reservoirs satisfactorily is shown in the above graph.

Proppant

Proppant: Allows the fractures to remain open so the gas can escape.

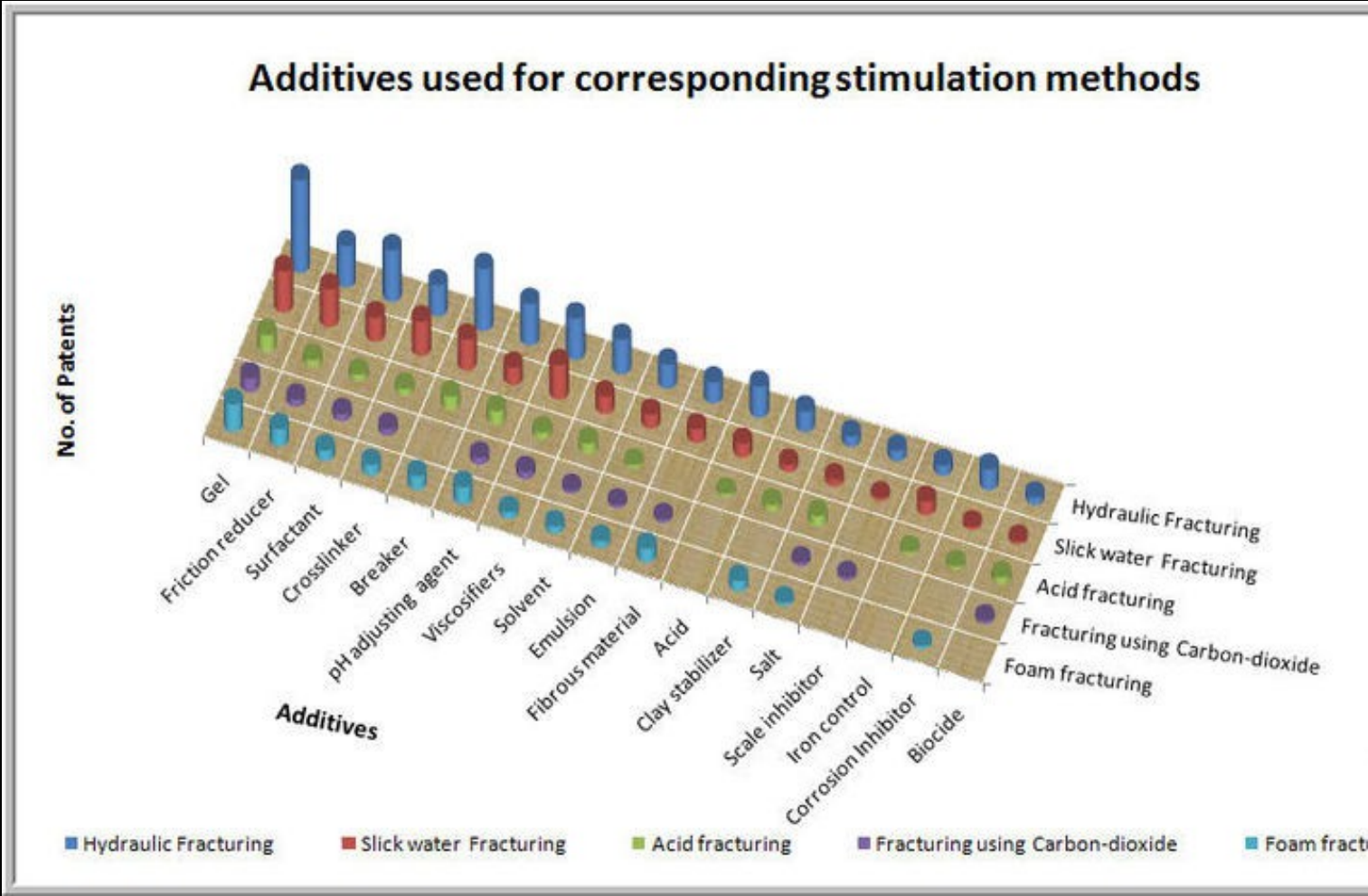
Proppants					
Sand	Resin-coated	Man-made ceramics	###	###	###
Sand grains	Resin-coated sand, resin-coated sintered bauxite, resin coated ceramics	Ceramic beads	****	****	****
****	****	****	****	****	****
****	****	****	****	****	****
****		****	****		****
		****	****		****
		****	****		****
		****	****		****
		****	****		****

The proppant materials have greatly improved and the technology for specially engineered proppants continues to advance. The most widely used proppant so far is naturally occurring sand for eg. white and brown sands(Ottawa, Brady respectively), quartz sand grains. To increase the strength of the proppants resin coated proppants has been come up which are Resin-coated sand, resin-coated sintered bauxite, resin coated ceramics. Ultralight weight proppants which can easily be transported by slickwater is used currently.

Ultra lightweight proppant preparation-Below are the additives employed by **Baker Hughes Incorporated** to prepare porous particulate material for use as lightweight material in liquid carbon dioxide-based well treatment systems.

Additives	Role	###
Chemical treatment	Nylon, polyethylene, polystyrene chemicals	****
****	****	****
****	****	****

Graphical representation of Additives used for corresponding stimulation techniques



Hydraulic and slickwater fracturing employs viscosifiers for thickening the fracturing fluid which helps in proppant placement but the amount used in slickwater is less as compared to hydraulic as seen in the graph. The highest amount of breakers are used in hydraulic and slickwater fracturing as it degrades the polymers present in the well after fracturing. Friction reducers are mainly employed in slickwater fracturing.

The Role of the different additives used and the compounds employed for the corresponding additives are mentioned below.

Acid

Acid: Helps dissolve minerals and initiate cracks in the rock.

Acid

Crosslinker						
Borates	Zirconium	###	###	###	###	
Borate crosslinked polymer, borate crosslinked guar	Zirconium lactate, zirconium lactate triethanolamine and zirconium diisopropylamine lactate	****	****	****	****	
****	****	****	****	****	****	
****	****	****	****	****		
****	****	****	****	****		
****	****	****				
****	****	****				
****	****	****				
****	****					
****	****					

Widely used crosslinkers are boron based and zirconium based compounds such as borate crosslinked polymer....[Contd]

Friction Reducers

Friction Reducers: It helps in reducing the friction of the frac fluid.

Friction reducer			
Polyacrylamide	Other acrylate based compound	###	###
Hydrolyzed polyacrylamide	Polyacrylates	****	****
****	****	****	****
****	****	****	****
****	****	****	****
****	****	****	****
	****	****	****

Amongst various friction reducers like acrylate based compounds (polyisobutyl methacrylate, polymethyl methacrylate),....[Contd]

Gel

Gel: It helps to suspend proppant/sand in the frac. fluids

Gel				
Guar/Guar gum	Cellulose and its derivatives	###	###	###
Borate crosslinked guar	Hydroxyethyl cellulose (HEC), Carboxymethyl hydroxyethyl cellulose (CMHEC), Carboxymethyl cellulose (CMC)	****	****	****
****	****	****	****	****
****	****	****	****	****
****	****	****	****	****
****	****	****	****	
****	****	****	****	
****	****			

Crosslinked Gel Fluids consisting of Guar and its derivatives such as borate cross-linked guar gel,....[Contd]

Viscosifiers

Viscosifiers: Helps in maintaining the viscosity of frac. fluids.

Viscosifiers		
Synthetic polymers	Polysaccharides	###
Polyvinyl polymers, substituted polyvinyl polymers, polyvinyl acetate	Cellulose ethers, galactomannans	***
****	****	***
****	****	***
****	****	***
****	****	
****	****	
****	****	
****	****	
****	****	

Most widely used viscosifiers are polysachharides such as guar based compounds (hydroxypropyl guar (HPG)),....[Contd]

Clay stabilizer

Clay stabilizer: Prevents formation clays from swelling and includes compounds like sodium salicylate, potassium chloride, sodium chloride,[Contd]

Surfactant

Surfactant: Used to increase the viscosity of the fracture fluid

Surfactant				
Viscoelastic	Cationic/Anionic	###	###	###
Erucylamidopropyl betaine	Erucylamidopropyl betaine and oleylamidopropyl betaine, oleylamidopropyl betaine	***	***	***
****	****	***	***	***
****	****	***	***	***
****	****	***	***	***
****	****	***	***	***
****	****	***	***	***
****	****	***		***
****	****	***		***
	****	***		***
	****	***		***
	****	***		***
		***		***
		***		***
		***		***

Various surfactants used so far have been presented in the table of which viscoelastic and zwitterionic surfactants are mainly used....[Contd]

Iron control

Iron control: It prevents precipitation of metal oxides.

For eg: Citric acid has been widely used by Schlumberger and Halliburton in treatment of formation.

pH adjusting agent

pH adjusting agent: Maintains the effectiveness of other components, such as crosslinkers.

****	****
****	****

Mostly used solvents are polyol or polyol ether based compounds (2-butoxyethanol, ethylene glycol, propylene glycol,....[Contd]

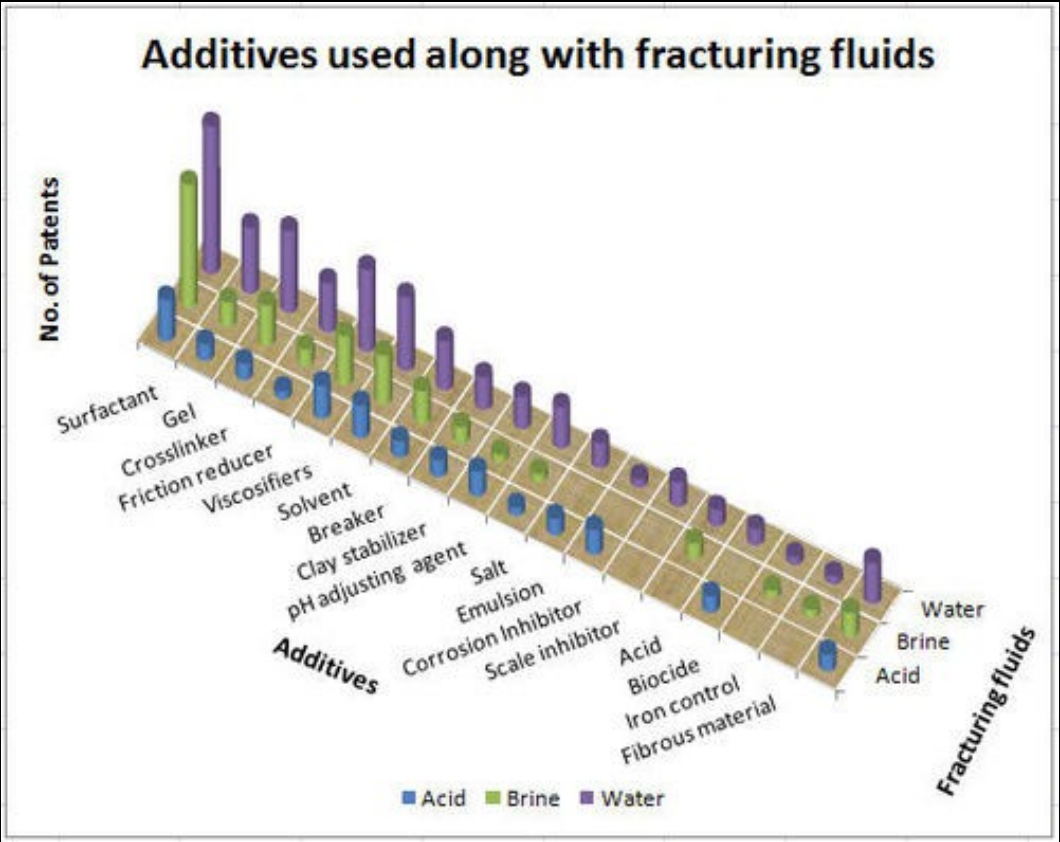
Salts

Salts: NaCO₃, Graded calcium carbonate, Potassium Chloride, Calcium chloride, Magnesium chloride,....[Contd]

Emulsions

Emulsions: Various patents have talked about emulsion system based fracturing fluid (Emulsified carbon dioxide fracture fluids) as emulsion enhances the ability of the compositions to remove any blocks of fluids interlocked with gas in formations after the desired treatment is achieved. This technique has been majorly adopted by Schlumberger.

Graphical representation of Additives used for corresponding Fracturing fluids



Additives used along with fracturing fluids

The chart displays the number of patents for various additives used in different types of fracturing fluids. The additives are listed on the Y-axis, and the fracturing fluids are listed on the X-axis. The Z-axis represents the number of patents.

Additives: Surfactant, Gel, Crosslinker, Friction..., Viscosifiers, Breaker, Solvent, Clay..., pH..., Acid, Emulsion, Corrosion..., Scale..., Fibrous..., Biocide, Salt, Iron control, Others.

Fracturing fluids: Viscosity Moderator, CO2, N2, Hydrocarbon fluid.

Legend:

- Viscosity Moderator (Blue)
- CO2 (Red)
- N2 (Green)
- Hydrocarbon fluid (Purple)

Table below list out the miscellaneous compounds used for well treatments with their role based on the conditions prevailing in the reservoir.

[illegible]

###	****	****
###	****	****
###	****	****

Trade names additives used for fracturing fluids

Various compounds with their Trade names and roles have been tabulated below.

Trade names	Generic name	Role
Daxad.RTM. 31	Maleic anhydride copolymer	Polymeric drag reducing units
Daxad.RTM. 32	Ammonium methacrylate polymers and copolymers	
###	****	
###	****	****
###	****	
###	****	
###	****	****
###		****
###		****
###		****
###		****
###		****
###	****	****
###		****
###	****	****
###	****	
###	****	
###	****	****
###	****	
###	****	
###	****	****
###	****	****

###	****	
###	****	
###	****	
###	****	****
###	****	****
###	****	****
###	****	
###	****	
###	****	
###		****
###	****	****
###	****	****
###	****	****
###	****	****
###	****	****
###		
###	****	****

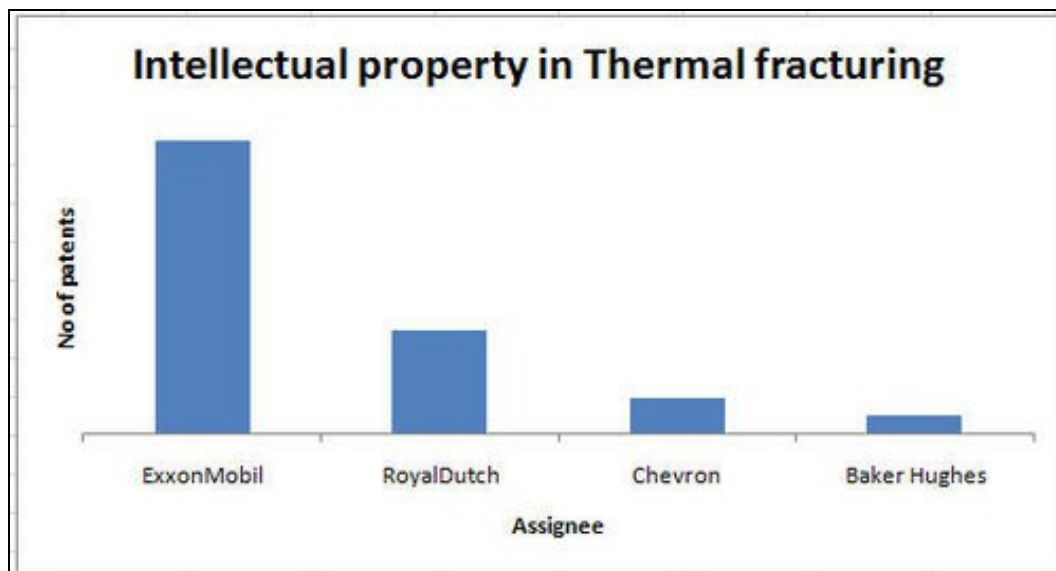
###	****	
###	****	****
###		****
###	****	****
###	****	
###	****	
###	****	
###	****	****
###		****
###	****	****
###		****
###	****	****
###		****
###	****	

Heat Treatment

Heat treatment of wells

Few geological formations contain an organic matter known as "**kerogen**". When kerogen is imbedded in rock formations, the mixture is referred to as oil shale. In the United States, oil shale is most notably found in Wyoming, Colorado, and Utah. Decomposition of kerogen leads to the formation of hydrocarbons wherein the decomposition is temperature dependent. Temperatures of higher than 270°C are required for their conversion. Many attempts have been made to extract oil from oil shale. Conventional process and method have been made for extraction of hydrocarbon from kerogen rocks formation. Near surface oil mining has been widely conducted in this formation for recovery of hydrocarbon fluids in earlier days. But this technique has proved to be uneconomical and also shows environmental constraints due to the disposal of spent shale.

Graphical representation of assignee's holding patents of Thermal fracturing



ExxonMobil

US20080271885A1 titled "**Granular electrical connections for in situ formation heating**" by ExxonMobil. Provide method for heating a subsurface formation by using an electrically conductive granular material. It also includes passage in the subsurface between a wellbore located within the subsurface formation for injection of electrically conductive granular material. This technique is particularly advantageous in oil shale development areas initially having very limited or effectively no fluid permeability....[Contd]

The various means for providing heat is tabulated below.

Electric means	Thermal-energy carrier fluid	Electrically conductive material
Radio-frequency (RF) electrical energy	Hot fluids- methane gas or naphtha	Granular metal, metal coated particles, coke, graphite, metal coated particles, coke, graphite, silica, quartz, cement chips, sandstone
	Water, Steam	
Heater	****	****
###	****	****

###	****	****
###	****	****
###	****	****

In situ heating of the subsurface was also accomplished by combustible fuel, burning a fuel, cooling fluid, surface burner, flameless distributed combustors, flameless distributed combustor, natural distributed combustor.

Summary of Heating treatment

ExxonMobil is working in recovering hydrocarbon through heat treatment of shale formation comprising kerogen or organic-rich rock formation since 1995 till today, by using conductive granular material,....[Contd]

Challenges in Tight Gas

We have analyzed patents and scientific articles and found different challenges that are faced in the process of recovery of tight gas. We have used all the relevant records obtained from the search conducted to list out different problems and challenges. All the similar challenges are taken together and analyzed for different solutions. The main heads under which these challenges lie are:

1. Water blocking/damage problem
2. Fracturing Fluid
3. Proppant
4. Geology problem
5. Environmental impact
6. Fracturing
7. Drilling
8. Fracturing and stimulation in high temperature and high pressure formations

Water blocking/damage problem

There are several patents which talks about problem associated with presence of water in these tight reservoirs.

Water blocking/Damage			
S.No	Assignee	Patent	Solution
1	3M/Univ of Texas	US20100224361A1	Treatment fluid comprising wettability modifier and solvents.
		US20100167964A1	Stepwise treatment with the first and second wettability modifiers.
		US8043998B2	Treatment fluids comprising of solvent and a nonionic fluorinated polymeric surfactant.
2	Schlumberger	****	****
3	###	****	****
4	###	****	****
5	###	****	****

These sections now concentrate on the work done by the companies or institutes.

3M/Univ Of Texas

[US20100224361A1](#) titled "Compositions and Methods for Treating a Water Blocked Well" by 3M/Univ Of Texas. Fracturing of hydrocarbon-bearing subterranean formation containing non-connate water often leads to well damaged and decreases in the production after a time period. The major source of water in the well can be from natural (water from the adjacent water bodies) or manmade artificial (drilling mud and other water-based drill-in-fluids and fracturing fluids) sources. Treatment of hydrocarbon-bearing subterranean formation containing non-connate water by treatment fluid comprises of **wettability modifier and solvents**....[Contd]

[US20100167964A1](#) titled "Compositions and Methods for Treating a Water Blocked Well" by 3M/Univ Of Texas. Fracturing of hydrocarbon-bearing subterranean formation containing non-connate water often leads to well damaged and decreases in the production after a time period....[Contd]

[US8043998B2](#) titled "Method for treating a fractured formation with a non-ionic fluorinated polymeric surfactant" by 3M/Univ Of Texas. Though clean up of water for their removal from the reservoir helps in increasing the hydrocarbon production, need exist to increase the conductivity of the propped fracture, when brine or condensate is used in the fracturing treatments....[Contd]

Information from the Article

Wheeler S. R et. al., 2010 studied on "A Study of High-Quality Foamed Fracturing Fluid Properties" of BJ Services Company. High rate slickwater stimulation uses a large quantity of water which leads to reservoir damage. Objective is to examine the rheological properties of high quality foamed fracturing fluids and compare it with other fracturing techniques....[Contd]

Summary of Water damage

Water damage is a serious problem which if not overcome, renders a productive well unproductive. Schlumberger and 3M/Univ Of Texas are the major companies working in this area as seen from the above graphs....[Contd]

Fracturing Fluid

Fracturing Fluid			
S.No	Assignee	Patent	Solution
1	Schlumberger	US6929069B2	Aqueous based fracturing fluid is used for reducing the leak off of fracturing fluid
		US20090318313A1	Slickwater treatment fluid by polyacrylamide and stabilized peroxide breaker fluid.
		US8066073B2	Stabilized aqueous dispersions of water inert polymers in treatment fluids
2	Halliburton	****	****
3	###	****	****
4	###	****	****
5	###	****	****

These sections now concentrate on the work done by the companies or institutes.

Schlumberger

[US6929069B2](#) titled "Fracturing fluid and method of use" by Schlumberger. Need of improved fracturing fluids which reduce the leak off of fracturing fluid and aid in clean up of the well. **Aqueous based fracturing fluid** consist blend of an amine oxide having aliphatic and alkyl or alkenyl group and viscosifying amount of a solvatable polysaccharide....[Contd]

Information from the Articles

King, S. R., 1983 of American Fracmaster Inc studied the effects of residual fluid in the stimulation of low permeability reservoirs liquid. Carbon dioxide (CO₂) as a fracturing fluid was developed to combat the problems of fluid imbibitions. Advantage of the CO₂ is it can easily returned to the surface under controlled rates as a gas, thus more rapid cleanup can be performed easily....[Contd]

Summary of Fracturing Fluid

Fracturing fluids faces problem due its viscous nature, leaking off ability and getting trapped in the area surrounding the fractures. Various companies have worked on different categories to prevent damage due to fracturing fluid. **Schlumberger** is the first company to have utilized delayed and non delayed breakers in the viscous fracturing fluids in 1992, they also used polyacrylamide and stabilized peroxide breaker fluid as an additive....[Contd]

Proppant

Proppant problem			
S.No	Assignee	Patent	Solution
1	Schlumberger	WO2011081550A1	Inexpensive proppant materials for hydraulic fracturing of tight gas reservoir having crushable properties.
		WO2011145965A1	Providing proppant slugs in fracturing treatments
2	Baker Hughes	****	****
3	###	****	****
4	###	****	****

These sections now concentrate on the work done by the companies or institutes.

Schlumberger

[WO2011081550A1](#) titled "Hydraulic fracturing system" by Schlumberger. Need of an inexpensive proppant materials for hydraulic fracturing of tight gas reservoir having crushable properties. **Hydraulic fracturing utilizing crushable particulates**, which provide sufficient and cost effective fracture conductivity dependent on closure stress, has been presented....[Contd]

Information from the Articles

Ingram, S.R., et al 2007 of Halliburton, XTO Energy studied the production loss due to proppant flowback through Coiled-Tubing Intervention. A combination of coiled tubing, pressure pulsing tool, and low-viscosity consolidating agent (liquid curable resin) provides a reliable and economical remedial treatment to overcome proppant flowback problems, without mechanical isolation, to eliminate subsequent cleanouts and improve the operator's return on investment by saving costs....[Contd]

Summary of Proppant challenges

Proppant placement being a serious problem many companies has explored this area which includes Baker Hughes, etc. in 2011. Schlumberger performed Hydraulic fracturing utilizing crushable particulates; heterogeneous proppant placement was done by metering proppant slurry through control valves and then placing it into the fracture in 2011....[Contd]

Geology

Geology problem			
S.No	Assignee	Patent	Solution
1	Halliburton	US20110209868A1	Fracturing of stress altered formation using signaling subsystem communicably coupled with injection tools installed in the well bore.
		US20110120713A1	Increasing fracture complexity in ultra-low permeable subterranean formation using degradable particulate.
		US20110136703A1	CO ₂ fluids for stimulating liquid-sensitive subterranean formations
2	####	****	****
3	####	****	****
4	####	****	****

Halliburton

[US20110209868A1](#) titled "Fracturing a stress-altered subterranean formation" by Halliburton. Fracturing of a stress- altered subterranean formation is difficult to perform. Fracturing of stress altered formation using signaling subsystem communicably coupled with injection tools installed in the well bore....[Contd]

[US20110120713A1](#) titled "Increasing fracture complexity in ultra-low permeable subterranean formation using degradable particulate" by Halliburton. Need for increasing the fracture complexity of the ultra low permeability for recovery of hydrocarbon. It include a method for pumping one or more fracturing fluids into a far-field region of the treatment zone....[Contd]

[US20110136703A1](#) titled "Compositions for stimulating liquid-sensitive subterranean formations" by Halliburton. Stimulation of liquid sensitive formation often shows the migration of fines particle and rock slippage which can plug any pathways of hydrocarbon productivity and thus reduced the permeability of the hydraulically fractured zone.

Information from the Articles

Zillur R. et. al., 2010 studied on "Selection of Completion Strategy for Sand Control and Optimal Production Rate - Field Examples from Saudi Arabia?s "Unayzah Sandstone Reservoir" of Saudi Aramco. Completing wells in high sanding environments raises major risks that are not faced in more competent formations....[Contd]

Summary of Geology damage

Different geology challenges are there in tight gas reservoir such as stress altered, ultra low permeability, diatomaceous reservoir and liquid-sensitive subterranean formations. Halliburton has worked on signal subsystem, slickwater and CO₂ fracturing to overcome these challenges. ExxonMobil is using acid fracturing and steam for hydrocarbon recovery. Similarly Chevron is also using cyclic steaming for hydrocarbon recovery from diatomite formations.

Environmental impact

Environmental Impact			
S.No	Assignee	Patent	Solution
1	Baker Hughes	US5424285A	Reducing deleterious environmental impact of fracturing fluid by using foam fracturing fluid

Baker Hughes

[US5424285A](#) titled "Method for reducing deleterious environmental impact of subterranean fracturing processes" by Baker Hughes. Fracturing fluid generally shows deleterious environmental impact such as

-Fracturing fluid containing carbon dioxide shows contamination of well products, this cannot be easily removed from the well products. And for removal of CO₂ flaring of the well products was performed which releases combustion products, and other gases from incomplete combustion which had a green house impact on environment....[Contd]

Fracturing

Hydraulic Fracturing

Hydraulic Fracturing			
S.No	Assignee	Patent	Solution
1	ExxonMobil	US5890536A	Multi stage fracturing method is used for overcome the challenges of massive hydraul fracturing(MHF).
		US20110272153A1	Horizontal wellbores to facilitate vertical movement of flow able materials
2	Schlumberger	****	****
3	###	****	****
4	###	****	****

These sections now concentrate on the work done by the companies or institutes.

ExxonMobil

[US5890536A](#) titled "Method for stimulation of lenticular natural gas formations" by ExxonMobil. Need exists of a well stimulation method for substantially enhancing production from reservoirs characterized by tight gas, lenticular deposits such that they become commercially exploitable gas fields as, -Conventional Massive Hydraulic Fracturing technique applied for lenticular sand, tight gas reservoirs resulted in very long MHF fractures which failed to achieve desired results....[Contd]

Explosive Fracturing

Explosive Fracturing			
S.No	Company/University	Patent	Solution
1	Gas Technology Inst	US6880646B2	Perforate well casings by application of laser energy

Gas Technology Inst

[US6880646B2](#) titled "Laser wellbore completion apparatus and method" by Gas Technology Inst. Conventional method for perforating a well casing shows following problems:
Perforation by bullet impact usually reduces the permeability of the producing formations resulting in a reduction in production rate....[Contd]

Summary of fracturing problem

To overcome the challenges involved in hydraulic fracturing new techniques have been developed according to the situation. ExxonMobil is working on multi stage fracturing method in lenticular sand and they are also working on horizontal wellbores to facilitate vertical movement of flow able materials....[Contd]

Drilling

Drilling			
S.No	Assignee	Patent	Solution
1	Schlumberger	US20100243242A1	Performing fracturing by the drilling string.
		US20090151938A1	Simultaneously drilling a wellbore and fracturing a formation
2	Halliburton	****	****
3	###	****	****
4	###	****	****
5	###	****	****
6	###	****	****
7	###	****	****

These sections now concentrate on the work done by the companies or institutes.

Schlumberger

[US20100243242A1](#) titled "Method for completing tight oil and gas reservoirs" by Schlumberger. Conventional well treatment procedure involves time consuming process steps viz., drilling the well, removing the drilling assembly and then fracturing the well....[Contd]

[US20090151938A1](#) titled "Stimulation through fracturing while drilling" by Schlumberger. The conventional method of drilling, completion and stimulation are expensive and time consuming, as it comprises the steps of drilling a well, removing the drilling assembly and then fracturing the well....[Contd]

Summary of drilling problem

Drilling is very important and essential step for recovery of tight gas from the reservoir. Schlumberger is focusing to develop assembly for simultaneously performing drilling and fracturing a wellbore....[Contd]

Fracturing and stimulation in high temperature and high pressure formations

Information from the articles

Curtino et. al., 2011 of Petroleum Development Oman (PDO) studied on Challenges for recovering gas in fracturing a deep, high- pressure, and high-temperature formation of Oman.

Challenges with respect to high temp and pressure overcame by creating high bottom hole pressure inside the deep well by using a high density crosslinked fracturing fluid (sodium bromide- base fluid) and Hybrid fracturing techniques....[Contd]

Summary of high pressure and high temperature problem

Articles say fracturing of high pressure and high temperature tight gas reservoir requires specially developed compounds for performing successfully fracturing of these reservoirs....[Contd]

Miscellaneous

Information from the articles

Eller, G. J., et. al. 2002 studied on "A Case History: Use of a Casing-Conveyed Perforating System to Improve Life of Well Economics in Tight Gas Sands" of Marathon Oil Company. Problem with a conventional approach is "cherry picking" the best sands in a well for stimulation, which leaves a large percentage of pay unstimulated and it also prohibited evaluation of low-quality Beluga sands to determine whether they could be commercially developed and added to the reserve base....[Contd]

Appendix

Technical Analysis

S.No	Author	Company/University	Testing Area	Fracturing	Fluid/Proppant	Result
1	Nasr-El-Din et.al., (2007)	Saudi Aramco	Carbonate formation of Saudi Arabia	Acid Fracturing	28wt % HCl, Pickling acid treatments	Large amount of iron and traces of Manganese, Zinc was found during the treatment of sour well
2	Nasr-El-Din et.al., (2007)	Saudi Aramco	Carbonate formation of Saudi Arabia	Acid Fracturing	15 wt% HCl and 9wt% formic acid, Borate gel, Viscoelastic surfactant based acid, gelled acid systems and surfactant-based acid system	Surfactant-based acid showed better cumulative production.

References

- [Website references](#)